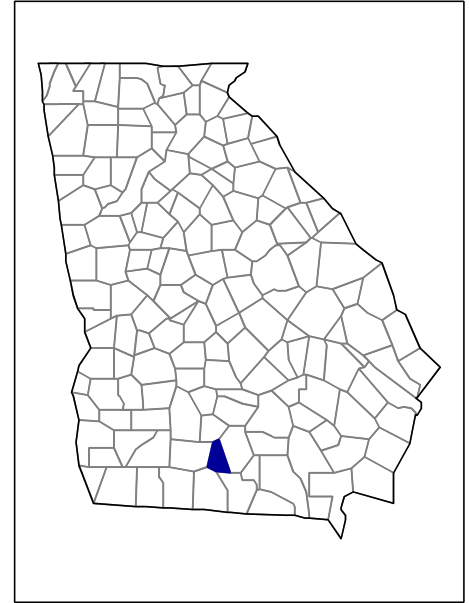


2002 Census of Agriculture County Profile

Cook, Georgia



Number of farms

254 farms in 2002, 270 farms in 1997, down 6 percent.

Land in farms

67,554 acres in 2002, 86,717 acres in 1997, down 22 percent.

Average size of farm

266 acres in 2002, 321 acres in 1997, down 17 percent.

Market Value of Production

\$38,854,000 in 2002, \$48,349,000 in 1997, down 20 percent.

Crop sales accounted for \$37,522,000 of the total value in 2002.

Livestock sales accounted for \$1,333,000 of the total value in 2002.

Market Value of Production, average per farm

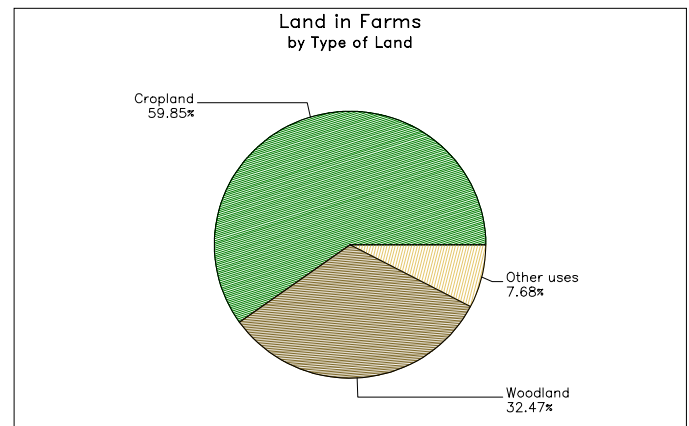
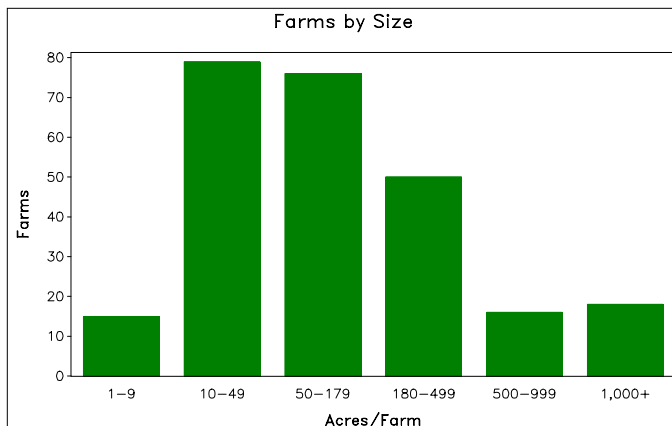
\$152,970 in 2002, \$179,070 in 1997, down 15 percent.

Government Payments

\$1,092,000 in 2002, \$763,000 in 1997, up 43 percent.

Government Payments, average per farm receiving payments

\$12,693 in 2002, \$7,004 in 1997, up 81 percent.



**2002 Census of Agriculture
County Profile
United States Department of Agriculture, Georgia Agricultural Statistics Service**

Cook, Georgia

Ranked items among the 159 state counties and 3,078 U.S. counties, 2002

Item	Quantity	State Rank	Universe ¹	U.S. Rank	Universe ¹
MARKET VALUE OF AGRICULTURAL PRODUCTS SOLD (\$1,000)					
Total value of agricultural products sold	38,854	41	159	1,466	3,075
Value of crops including nursery and greenhouse	37,522	9	159	691	3,070
Value of livestock, poultry, and their products	1,333	129	159	2,817	3,070
VALUE OF SALES BY COMMODITY GROUP (\$1,000)					
Grains, oilseeds, dry beans, and dry peas	266	72	150	2,167	2,871
Tobacco	(D)	(D)	50	(D)	560
Cotton and cottonseed	4,460	26	93	190	656
Vegetables, melons, potatoes, and sweet potatoes	9,606	10	149	180	2,747
Fruits, tree nuts, and berries	230	67	151	837	2,638
Nursery, greenhouse, floriculture, and sod	(D)	(D)	148	(D)	2,708
Cut Christmas trees and short rotation woody crops	-	-	84	-	1,774
Other crops and hay	3,514	27	158	345	3,046
Poultry and eggs	(D)	(D)	142	(D)	2,918
Cattle and calves	1,070	84	159	2,518	3,053
Milk and other dairy products from cows	(D)	(D)	111	(D)	2,493
Hogs and pigs	(D)	(D)	135	(D)	2,919
Sheep, goats, and their products	3	113	152	2,696	2,997
Horses, ponies, mules, burros, and donkeys	72	60	151	2,074	3,014
Aquaculture	-	-	64	-	1,520
Other animals and other animal products	9	50	108	1,887	2,727
TOP LIVESTOCK INVENTORY ITEMS (number)					
Cattle and calves	5,400	98	159	2,478	3,059
Horses and ponies	334	89	158	2,531	3,065
All Goats	287	91	155	1,529	2,971
Hogs and pigs	(D)	91	141	(D)	2,926
Bison	(D)	2	10	(D)	1,321
TOP CROP ITEMS (acres)					
All Cotton	17,170	31	93	193	663
Peanuts	9,169	23	79	49	398
All Vegetables harvested	3,170	13	149	202	2,710
Forage - land used for all hay and haylage, grass silage, and greenchop	1,862	118	159	2,757	3,059
Sod harvested ³	(D)	(D)	45	(D)	740

Other County Highlights

Economic Characteristics	Quantity	Operator Characteristics	Quantity
Farms by value of sales		Principal operators by primary occupation:	
Less than \$1,000	75	Farming	148
\$1,000 to \$2,499	30	Other	106
\$2,500 to \$4,999	18	Principal operators by sex:	
\$5,000 to \$9,999	21	Male	227
\$10,000 to \$19,999	31	Female	27
\$20,000 to \$24,999	2	Average age of principal operator (years)	57.0
\$25,000 to \$39,999	21	All operators ² by race:	
\$40,000 to \$49,999	7	White	321
\$50,000 to \$99,999	10	Black or African American	5
\$100,000 to \$249,999	15	American Indian or Alaska Native	5
\$250,000 to \$499,999	13	Native Hawaiian or Other Pacific Islander	-
\$500,000 or more	11	Asian	-
Total farm production expenses (\$1,000)	28,150	More than one race	2
Average per farm (\$)	109,532	All operators ² of Spanish, Hispanic, or Latino Origin	-
Net cash farm income of operation (\$1,000)	12,674		
Average per farm (\$)	49,316		

(D) Cannot be disclosed. (Z) Less than half of the unit shown. See "Census of Agriculture, Volume 1, Geographic Area Series" for complete footnotes.

¹ Universe is number of counties in state or U.S. with item.

² Data were collected for a maximum of three operators per farm.

³ Items with a rank that cannot be disclosed are separated by a blank line, position in table does not indicate rank.