



# 2002 Census of Agriculture County Profile

## DeKalb, Georgia

### Number of farms

37 farms in 2002, 62 farms in 1997, down 40 percent.

### Land in farms

1,086 acres in 2002, 6,617 acres in 1997, down 84 percent.

### Average size of farm

29 acres in 2002, 107 acres in 1997, down 73 percent.

### Market Value of Production

\$857,000 in 2002, \$1,967,000 in 1997, down 56 percent.

Crop sales accounted for \$852,000 of the total value in 2002.

Livestock sales accounted for \$5,000 of the total value in 2002.

### Market Value of Production, average per farm

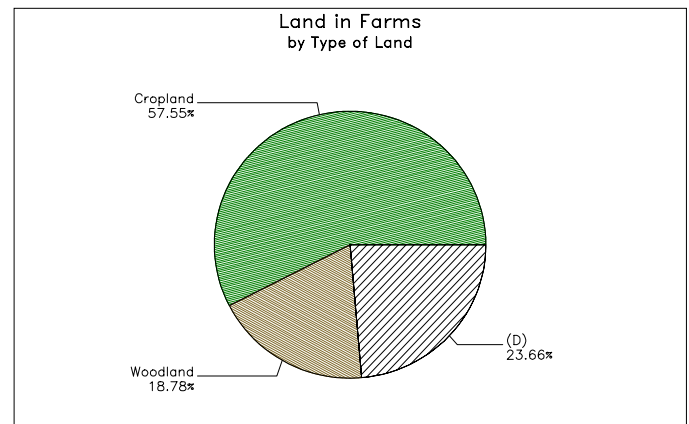
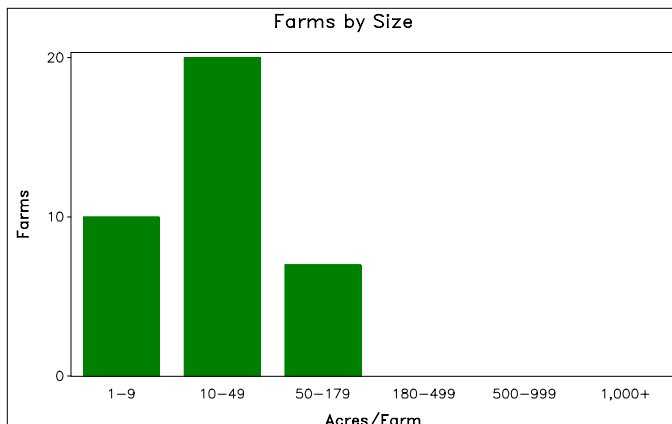
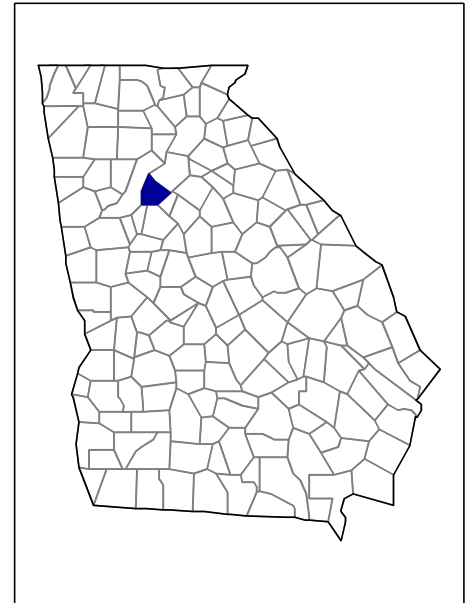
\$23,158 in 2002, \$31,727 in 1997, down 27 percent.

### Government Payments

\$2,000 in 2002, \$27,000 in 1997, down 93 percent.

### Government Payments, average per farm receiving payments

\$378 in 2002, \$2,706 in 1997, down 86 percent.



**2002 Census of Agriculture  
County Profile  
United States Department of Agriculture, Georgia Agricultural Statistics Service**

**DeKalb, Georgia**

**Ranked items among the 159 state counties and 3,078 U.S. counties, 2002**

Item	Quantity	State Rank	Universe <sup>1</sup>	U.S. Rank	Universe <sup>1</sup>
<b>MARKET VALUE OF AGRICULTURAL PRODUCTS SOLD (\$1,000)</b>					
Total value of agricultural products sold	857	154	159	3,011	3,075
Value of crops including nursery and greenhouse	852	126	159	2,779	3,070
Value of livestock, poultry, and their products	5	159	159	3,062	3,070
<b>VALUE OF SALES BY COMMODITY GROUP (\$1,000)</b>					
Grains, oilseeds, dry beans, and dry peas	-	-	150	-	2,871
Tobacco	-	-	50	-	560
Cotton and cottonseed	(D)	(D)	93	(D)	656
Vegetables, melons, potatoes, and sweet potatoes	(D)	(D)	149	(D)	2,747
Fruits, tree nuts, and berries	-	-	151	-	2,638
Nursery, greenhouse, floriculture, and sod	805	66	148	1,194	2,708
Cut Christmas trees and short rotation woody crops	16	31	84	1,028	1,774
Other crops and hay	(D)	(D)	158	(D)	3,046
Poultry and eggs	(D)	(D)	142	(D)	2,918
Cattle and calves	(D)	(D)	159	(D)	3,053
Milk and other dairy products from cows	-	-	111	-	2,493
Hogs and pigs	-	-	135	-	2,919
Sheep, goats, and their products	-	-	152	-	2,997
Horses, ponies, mules, burros, and donkeys	-	-	151	-	3,014
Aquaculture	-	-	64	-	1,520
Other animals and other animal products	-	-	108	-	2,727
<b>TOP LIVESTOCK INVENTORY ITEMS (number)</b>					
Cattle and calves	252	158	159	3,007	3,059
Horses and ponies	210	120	158	2,800	3,065
<b>TOP CROP ITEMS (acres)</b>					
Forage - land used for all hay and haylage, grass silage, and greenchop	(D)	158	159	(D)	3,059
All Cotton	(D)	92	93	(D)	663
Nursery stock	(D)	99	120	(D)	2,129
Cut Christmas trees <sup>3</sup>	(D)	(D)	89	(D)	1,877
Short-rotation woody crops <sup>3</sup>	(D)	(D)	71	(D)	1,262

**Other County Highlights**

Economic Characteristics	Quantity	Operator Characteristics	Quantity
Farms by value of sales		Principal operators by primary occupation:	
Less than \$1,000	21	Farming	17
\$1,000 to \$2,499	5	Other	20
\$2,500 to \$4,999	-		
\$5,000 to \$9,999	5	Principal operators by sex:	
\$10,000 to \$19,999	2	Male	22
\$20,000 to \$24,999	-	Female	15
\$25,000 to \$39,999	-		
\$40,000 to \$49,999	-	Average age of principal operator (years)	55.5
\$50,000 to \$99,999	2		
\$100,000 to \$249,999	1	All operators <sup>2</sup> by race:	
\$250,000 to \$499,999	-	White	51
\$500,000 or more	1	Black or African American	3
Total farm production expenses (\$1,000)	1,115	American Indian or Alaska Native	-
Average per farm (\$)	30,964	Native Hawaiian or Other Pacific Islander	-
Net cash farm income of operation (\$1,000)	-212	Asian	2
Average per farm (\$)	-5,885	More than one race	-
		All operators <sup>2</sup> of Spanish, Hispanic, or Latino Origin	-

(D) Cannot be disclosed. (Z) Less than half of the unit shown. See "Census of Agriculture, Volume 1, Geographic Area Series" for complete footnotes.

<sup>1</sup> Universe is number of counties in state or U.S. with item.

<sup>2</sup> Data were collected for a maximum of three operators per farm.

<sup>3</sup> Items with a rank that cannot be disclosed are separated by a blank line, position in table does not indicate rank.