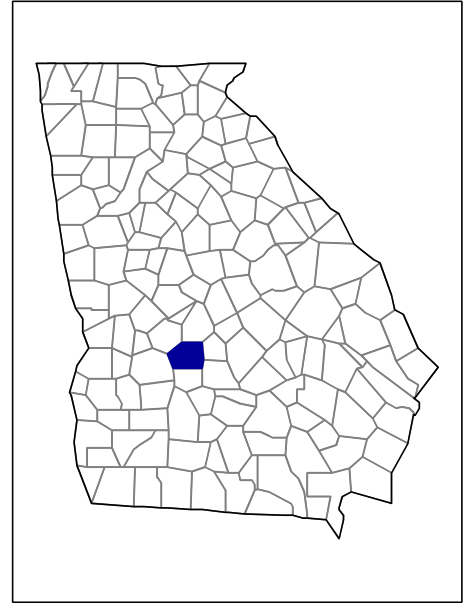




# 2002 Census of Agriculture County Profile

## Dooly, Georgia



### Number of farms

326 farms in 2002, 297 farms in 1997, up 10 percent.

### Land in farms

170,813 acres in 2002, 171,636 acres in 1997, down slightly.

### Average size of farm

524 acres in 2002, 578 acres in 1997, down 9 percent.

### Market Value of Production

\$54,591,000 in 2002, \$58,819,000 in 1997, down 7 percent.

Crop sales accounted for \$34,135,000 of the total value in 2002.

Livestock sales accounted for \$20,456,000 of the total value in 2002.

### Market Value of Production, average per farm

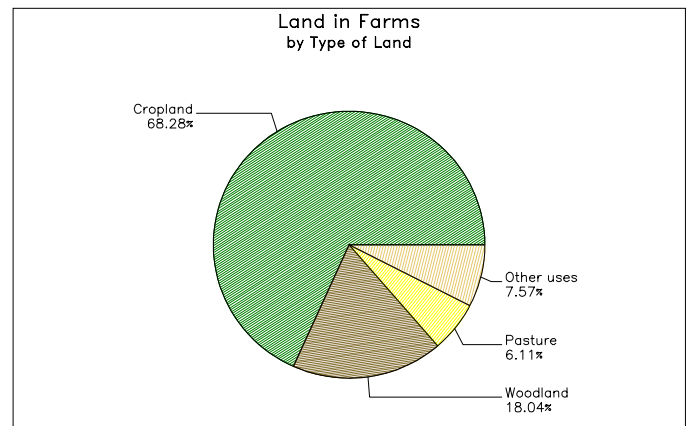
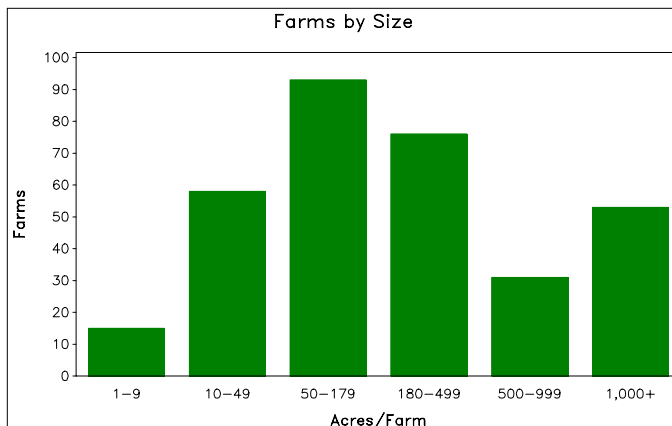
\$167,456 in 2002, \$198,045 in 1997, down 15 percent.

### Government Payments

\$4,730,000 in 2002, \$1,708,000 in 1997, up 177 percent.

### Government Payments, average per farm receiving payments

\$22,310 in 2002, \$10,610 in 1997, up 110 percent.



**2002 Census of Agriculture  
County Profile  
United States Department of Agriculture, Georgia Agricultural Statistics Service**

**Dooly, Georgia**

**Ranked items among the 159 state counties and 3,078 U.S. counties, 2002**

Item	Quantity	State Rank	Universe <sup>1</sup>	U.S. Rank	Universe <sup>1</sup>
<b>MARKET VALUE OF AGRICULTURAL PRODUCTS SOLD (\$1,000)</b>					
Total value of agricultural products sold	54,591	24	159	1,054	3,075
Value of crops including nursery and greenhouse	34,135	10	159	767	3,070
Value of livestock, poultry, and their products	20,456	43	159	1,277	3,070
<b>VALUE OF SALES BY COMMODITY GROUP (\$1,000)</b>					
Grains, oilseeds, dry beans, and dry peas	(D)	(D)	150	(D)	2,871
Tobacco	-	-	50	-	560
Cotton and cottonseed	18,597	2	93	52	656
Vegetables, melons, potatoes, and sweet potatoes	3,342	21	149	401	2,747
Fruits, tree nuts, and berries	2,759	13	151	205	2,638
Nursery, greenhouse, floriculture, and sod	(D)	(D)	148	(D)	2,708
Cut Christmas trees and short rotation woody crops	-	-	84	-	1,774
Other crops and hay	5,611	15	158	226	3,046
Poultry and eggs	16,198	43	142	345	2,918
Cattle and calves	3,038	19	159	1,898	3,053
Milk and other dairy products from cows	(D)	(D)	111	(D)	2,493
Hogs and pigs	349	30	135	1,111	2,919
Sheep, goats, and their products	2	132	152	2,815	2,997
Horses, ponies, mules, burros, and donkeys	(D)	(D)	151	(D)	3,014
Aquaculture	(D)	(D)	64	(D)	1,520
Other animals and other animal products	-	-	108	-	2,727
<b>TOP LIVESTOCK INVENTORY ITEMS (number)</b>					
Broilers and other meat-type chickens	1,638,977	37	111	220	2,599
Cattle and calves	8,055	69	159	2,233	3,059
Hogs and pigs	2,339	30	141	1,097	2,926
All Goats	371	76	155	1,269	2,971
Horses and ponies	271	105	158	2,684	3,065
<b>TOP CROP ITEMS (acres)</b>					
All Cotton	75,684	2	93	37	663
Peanuts	15,214	9	79	21	398
All Wheat for grain	7,274	6	129	763	2,517
Pecans	(D)	14	139	(D)	1,194
Soybeans	2,543	14	111	1,333	2,076

**Other County Highlights**

Economic Characteristics	Quantity	Operator Characteristics	Quantity
Farms by value of sales		Principal operators by primary occupation:	
Less than \$1,000	81	Farming	198
\$1,000 to \$2,499	27	Other	128
\$2,500 to \$4,999	22		
\$5,000 to \$9,999	11	Principal operators by sex:	
\$10,000 to \$19,999	26	Male	298
\$20,000 to \$24,999	6	Female	28
\$25,000 to \$39,999	12		
\$40,000 to \$49,999	16	Average age of principal operator (years)	54.4
\$50,000 to \$99,999	28		
\$100,000 to \$249,999	34	All operators <sup>2</sup> by race:	
\$250,000 to \$499,999	31	White	350
\$500,000 or more	32	Black or African American	56
Total farm production expenses (\$1,000)	51,565	American Indian or Alaska Native	-
Average per farm (\$)	158,662	Native Hawaiian or Other Pacific Islander	-
		Asian	6
Net cash farm income of operation (\$1,000)	12,769	More than one race	-
Average per farm (\$)	39,289	All operators <sup>2</sup> of Spanish, Hispanic, or Latino Origin	-

(D) Cannot be disclosed. (Z) Less than half of the unit shown. See "Census of Agriculture, Volume 1, Geographic Area Series" for complete footnotes.

<sup>1</sup> Universe is number of counties in state or U.S. with item.

<sup>2</sup> Data were collected for a maximum of three operators per farm.