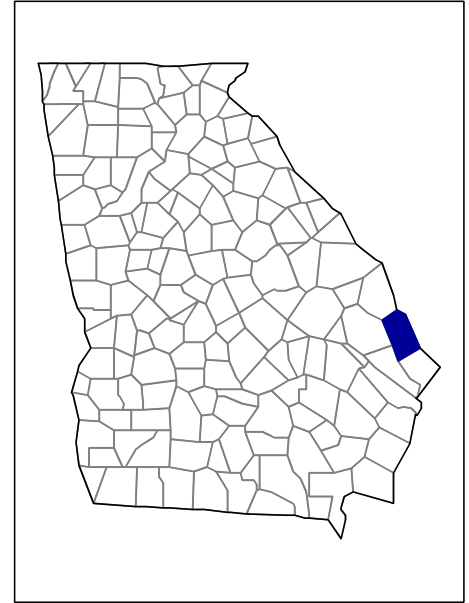


# 2002 Census of Agriculture County Profile

## Effingham, Georgia



### Number of farms

206 farms in 2002, 244 farms in 1997, down 16 percent.

### Land in farms

53,196 acres in 2002, 54,072 acres in 1997, down 2 percent.

### Average size of farm

258 acres in 2002, 222 acres in 1997, up 16 percent.

### Market Value of Production

\$3,735,000 in 2002, \$8,189,000 in 1997, down 54 percent.

Crop sales accounted for \$2,694,000 of the total value in 2002.

Livestock sales accounted for \$1,041,000 of the total value in 2002.

### Market Value of Production, average per farm

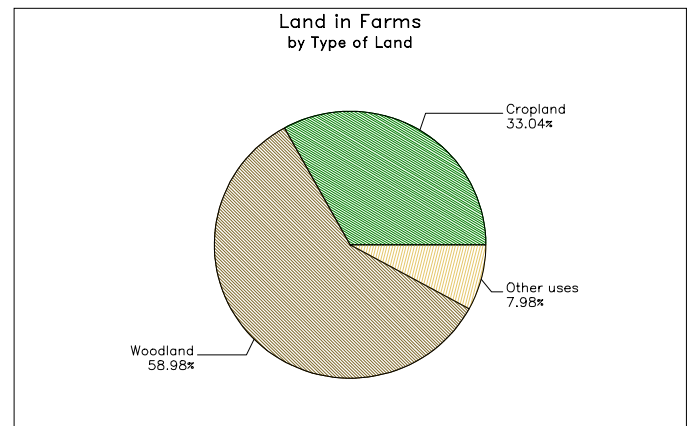
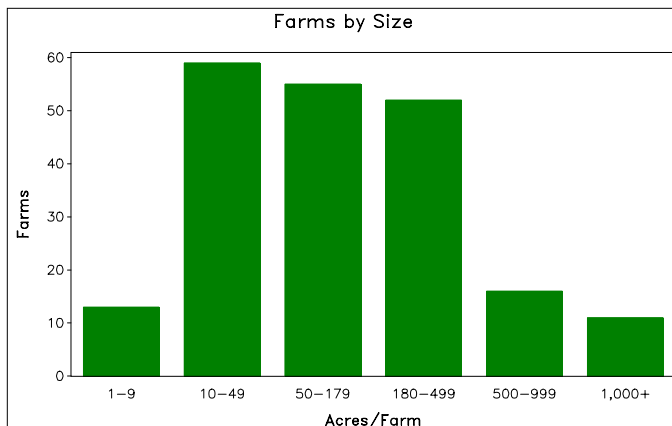
\$18,131 in 2002, \$33,563 in 1997, down 46 percent.

### Government Payments

\$190,000 in 2002, \$208,000 in 1997, down 9 percent.

### Government Payments, average per farm receiving payments

\$3,014 in 2002, \$3,150 in 1997, down 4 percent.



**2002 Census of Agriculture  
County Profile  
United States Department of Agriculture, Georgia Agricultural Statistics Service**

**Effingham, Georgia**

**Ranked items among the 159 state counties and 3,078 U.S. counties, 2002**

Item	Quantity	State Rank	Universe <sup>1</sup>	U.S. Rank	Universe <sup>1</sup>
<b>MARKET VALUE OF AGRICULTURAL PRODUCTS SOLD (\$1,000)</b>					
Total value of agricultural products sold	3,735	133	159	2,842	3,075
Value of crops including nursery and greenhouse	2,694	89	159	2,385	3,070
Value of livestock, poultry, and their products	1,041	137	159	2,863	3,070
<b>VALUE OF SALES BY COMMODITY GROUP (\$1,000)</b>					
Grains, oilseeds, dry beans, and dry peas	850	38	150	1,822	2,871
Tobacco	-	-	50	-	560
Cotton and cottonseed	407	66	93	434	656
Vegetables, melons, potatoes, and sweet potatoes	(D)	(D)	149	(D)	2,747
Fruits, tree nuts, and berries	9	145	151	2,247	2,638
Nursery, greenhouse, floriculture, and sod	(D)	(D)	148	(D)	2,708
Cut Christmas trees and short rotation woody crops	(D)	(D)	84	(D)	1,774
Other crops and hay	698	54	158	1,600	3,046
Poultry and eggs	1	129	142	2,667	2,918
Cattle and calves	852	100	159	2,612	3,053
Milk and other dairy products from cows	-	-	111	-	2,493
Hogs and pigs	(D)	(D)	135	(D)	2,919
Sheep, goats, and their products	26	19	152	1,733	2,997
Horses, ponies, mules, burros, and donkeys	48	78	151	2,373	3,014
Aquaculture	-	-	64	-	1,520
Other animals and other animal products	(D)	(D)	108	(D)	2,727
<b>TOP LIVESTOCK INVENTORY ITEMS (number)</b>					
Cattle and calves	4,207	109	159	2,598	3,059
Colonies of bees	(D)	9	96	(D)	2,392
All Goats	1,220	7	155	362	2,971
Hogs and pigs	345	74	141	1,789	2,926
Horses and ponies	268	107	158	2,690	3,065
<b>TOP CROP ITEMS (acres)</b>					
Corn for grain	4,056	23	145	1,358	2,592
Forage - land used for all hay and haylage, grass silage, and greenchop	3,133	80	159	2,570	3,059
All Cotton	2,020	70	93	423	663
Soybeans	965	36	111	1,539	2,076
Rye for grain	(D)	13	92	(D)	1,204

**Other County Highlights**

Economic Characteristics	Quantity
Farms by value of sales	
Less than \$1,000	80
\$1,000 to \$2,499	29
\$2,500 to \$4,999	31
\$5,000 to \$9,999	18
\$10,000 to \$19,999	26
\$20,000 to \$24,999	1
\$25,000 to \$39,999	4
\$40,000 to \$49,999	6
\$50,000 to \$99,999	4
\$100,000 to \$249,999	2
\$250,000 to \$499,999	4
\$500,000 or more	1
Total farm production expenses (\$1,000)	5,011
Average per farm (\$)	24,562
Net cash farm income of operation (\$1,000)	-790
Average per farm (\$)	-3,871

Operator Characteristics	Quantity
Principal operators by primary occupation:	
Farming	105
Other	101
Principal operators by sex:	
Male	192
Female	14
Average age of principal operator (years)	55.8
All operators <sup>2</sup> by race:	
White	264
Black or African American	3
American Indian or Alaska Native	-
Native Hawaiian or Other Pacific Islander	-
Asian	-
More than one race	-
All operators <sup>2</sup> of Spanish, Hispanic, or Latino Origin	1

(D) Cannot be disclosed. (Z) Less than half of the unit shown. See "Census of Agriculture, Volume 1, Geographic Area Series" for complete footnotes.

<sup>1</sup> Universe is number of counties in state or U.S. with item.

<sup>2</sup> Data were collected for a maximum of three operators per farm.