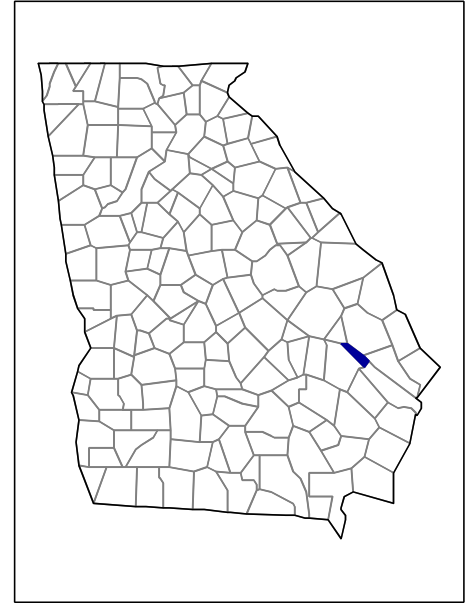


2002 Census of Agriculture County Profile

Evans, Georgia



Number of farms

242 farms in 2002, 215 farms in 1997, up 13 percent.

Land in farms

48,087 acres in 2002, 45,698 acres in 1997, up 5 percent.

Average size of farm

199 acres in 2002, 213 acres in 1997, down 7 percent.

Market Value of Production

\$22,502,000 in 2002, \$22,656,000 in 1997, down 1 percent.

Crop sales accounted for \$9,001,000 of the total value in 2002.

Livestock sales accounted for \$13,501,000 of the total value in 2002.

Market Value of Production, average per farm

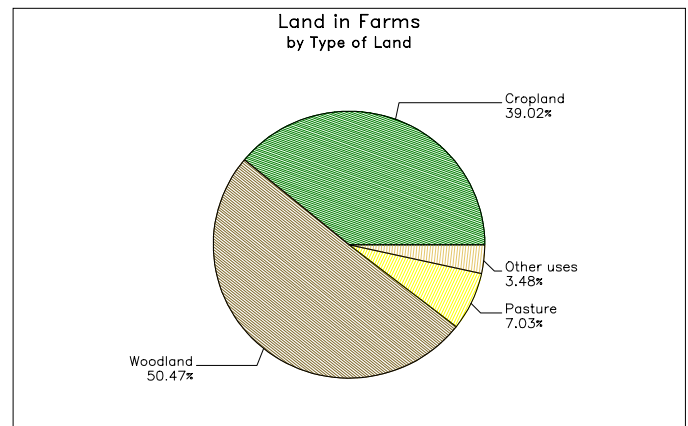
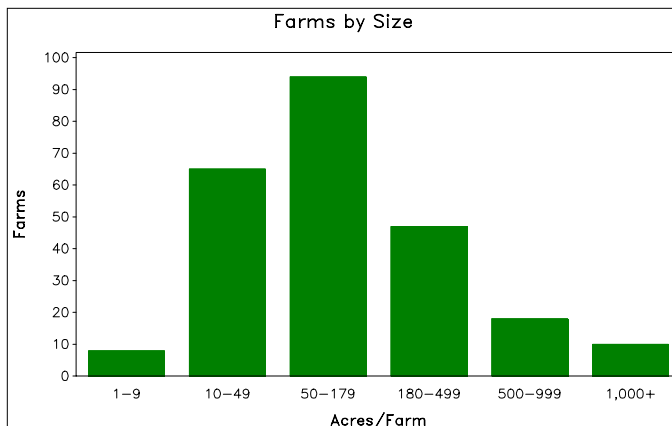
\$92,983 in 2002, \$105,377 in 1997, down 12 percent.

Government Payments

\$381,000 in 2002, \$268,000 in 1997, up 42 percent.

Government Payments, average per farm receiving payments

\$3,592 in 2002, \$2,629 in 1997, up 37 percent.



**2002 Census of Agriculture
County Profile
United States Department of Agriculture, Georgia Agricultural Statistics Service**

Evans, Georgia

Ranked items among the 159 state counties and 3,078 U.S. counties, 2002

Item	Quantity	State Rank	Universe ¹	U.S. Rank	Universe ¹
MARKET VALUE OF AGRICULTURAL PRODUCTS SOLD (\$1,000)					
Total value of agricultural products sold	22,502	75	159	1,986	3,075
Value of crops including nursery and greenhouse	9,001	53	159	1,725	3,070
Value of livestock, poultry, and their products	13,501	56	159	1,635	3,070
VALUE OF SALES BY COMMODITY GROUP (\$1,000)					
Grains, oilseeds, dry beans, and dry peas	(D)	(D)	150	(D)	2,871
Tobacco	2,875	12	50	158	560
Cotton and cottonseed	788	62	93	375	656
Vegetables, melons, potatoes, and sweet potatoes	1,381	35	149	654	2,747
Fruits, tree nuts, and berries	664	38	151	449	2,638
Nursery, greenhouse, floriculture, and sod	2,588	32	148	695	2,708
Cut Christmas trees and short rotation woody crops	(D)	(D)	84	(D)	1,774
Other crops and hay	(D)	(D)	158	(D)	3,046
Poultry and eggs	10,450	52	142	446	2,918
Cattle and calves	1,225	79	159	2,464	3,053
Milk and other dairy products from cows	-	-	111	-	2,493
Hogs and pigs	(D)	(D)	135	(D)	2,919
Sheep, goats, and their products	7	85	152	2,481	2,997
Horses, ponies, mules, burros, and donkeys	(D)	(D)	151	(D)	3,014
Aquaculture	-	-	64	-	1,520
Other animals and other animal products	(D)	(D)	108	(D)	2,727
TOP LIVESTOCK INVENTORY ITEMS (number)					
Broilers and other meat-type chickens	1,168,100	45	111	262	2,599
Layers 20 weeks old and older	(D)	47	143	(D)	2,983
Cattle and calves	5,313	99	159	2,488	3,059
Hogs and pigs	(D)	17	141	(D)	2,926
Colonies of bees ³	(D)	(D)	96	(D)	2,392
TOP CROP ITEMS (acres)					
All Cotton	4,101	59	93	358	663
Forage - land used for all hay and haylage, grass silage, and greenchop	2,641	92	159	2,645	3,059
Corn for grain	1,086	55	145	1,773	2,592
Soybeans	1,062	33	111	1,519	2,076
Peanuts	912	56	79	151	398

Other County Highlights

Economic Characteristics	Quantity	Operator Characteristics	Quantity
Farms by value of sales		Principal operators by primary occupation:	
Less than \$1,000	96	Farming	98
\$1,000 to \$2,499	33	Other	144
\$2,500 to \$4,999	17	Principal operators by sex:	
\$5,000 to \$9,999	25	Male	210
\$10,000 to \$19,999	15	Female	32
\$20,000 to \$24,999	6	Average age of principal operator (years)	56.8
\$25,000 to \$39,999	8	All operators ² by race:	
\$40,000 to \$49,999	3	White	293
\$50,000 to \$99,999	7	Black or African American	11
\$100,000 to \$249,999	3	American Indian or Alaska Native	-
\$250,000 to \$499,999	12	Native Hawaiian or Other Pacific Islander	3
\$500,000 or more	17	Asian	-
Total farm production expenses (\$1,000)	17,050	More than one race	-
Average per farm (\$)	70,749	All operators ² of Spanish, Hispanic, or Latino Origin	2
Net cash farm income of operation (\$1,000)	6,423		
Average per farm (\$)	26,652		

(D) Cannot be disclosed. (Z) Less than half of the unit shown. See "Census of Agriculture, Volume 1, Geographic Area Series" for complete footnotes.

¹ Universe is number of counties in state or U.S. with item.

² Data were collected for a maximum of three operators per farm.

³ Items with a rank that cannot be disclosed are separated by a blank line, position in table does not indicate rank.