

2002 Census of Agriculture County Profile

Jones, Georgia

Number of farms

194 farms in 2002, 200 farms in 1997, down 3 percent.

Land in farms

35,054 acres in 2002, 34,386 acres in 1997, up 2 percent.

Average size of farm

181 acres in 2002, 172 acres in 1997, up 5 percent.

Market Value of Production

\$8,030,000 in 2002, \$7,486,000 in 1997, up 7 percent.

Crop sales accounted for \$523,000 of the total value in 2002.

Livestock sales accounted for \$7,507,000 of the total value in 2002.

Market Value of Production, average per farm

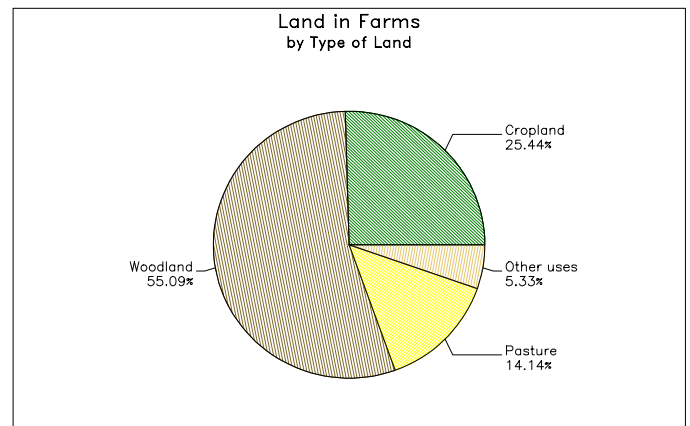
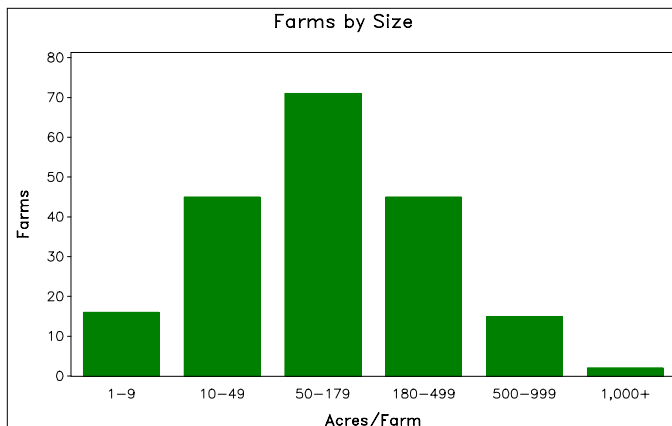
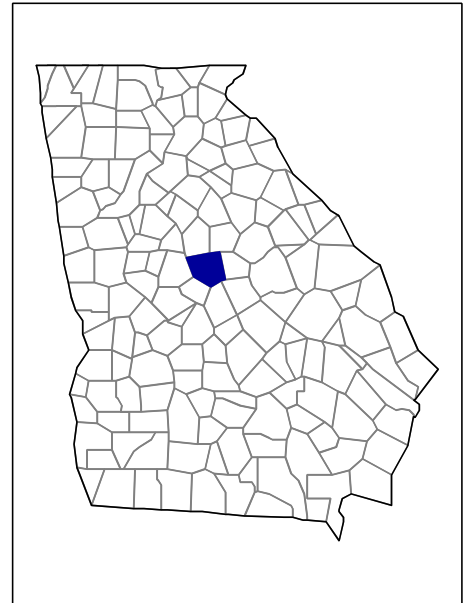
\$41,392 in 2002, \$37,431 in 1997, up 11 percent.

Government Payments

\$203,000 in 2002, \$63,000 in 1997, up 222 percent.

Government Payments, average per farm receiving payments

\$5,476 in 2002, \$2,982 in 1997, up 84 percent.



**2002 Census of Agriculture
County Profile
United States Department of Agriculture, Georgia Agricultural Statistics Service**

Jones, Georgia

Ranked items among the 159 state counties and 3,078 U.S. counties, 2002

Item	Quantity	State Rank	Universe ¹	U.S. Rank	Universe ¹
MARKET VALUE OF AGRICULTURAL PRODUCTS SOLD (\$1,000)					
Total value of agricultural products sold	8,030	111	159	2,593	3,075
Value of crops including nursery and greenhouse	523	143	159	2,880	3,070
Value of livestock, poultry, and their products	7,507	74	159	2,085	3,070
VALUE OF SALES BY COMMODITY GROUP (\$1,000)					
Grains, oilseeds, dry beans, and dry peas	(D)	(D)	150	(D)	2,871
Tobacco	-	-	50	-	560
Cotton and cottonseed	-	-	93	-	656
Vegetables, melons, potatoes, and sweet potatoes	-	-	149	-	2,747
Fruits, tree nuts, and berries	(D)	(D)	151	(D)	2,638
Nursery, greenhouse, floriculture, and sod	200	107	148	1,818	2,708
Cut Christmas trees and short rotation woody crops	(D)	(D)	84	(D)	1,774
Other crops and hay	274	88	158	2,360	3,046
Poultry and eggs	3,430	81	142	701	2,918
Cattle and calves	859	99	159	2,607	3,053
Milk and other dairy products from cows	2,983	18	111	839	2,493
Hogs and pigs	3	108	135	2,664	2,919
Sheep, goats, and their products	(D)	(D)	152	(D)	2,997
Horses, ponies, mules, burros, and donkeys	51	76	151	2,343	3,014
Aquaculture	37	22	64	746	1,520
Other animals and other animal products	(D)	(D)	108	(D)	2,727
TOP LIVESTOCK INVENTORY ITEMS (number)					
Broilers and other meat-type chickens	275,000	78	111	444	2,599
Cattle and calves	5,591	94	159	2,466	3,059
All Goats	663	31	155	781	2,971
Rabbits	(D)	3	47	(D)	1,966
Horses and ponies	269	106	158	2,688	3,065
TOP CROP ITEMS (acres)					
Forage - land used for all hay and haylage, grass silage, and greenchop	4,313	54	159	2,401	3,059
Pecans	(D)	80	139	(D)	1,194
Sorghum for silage	(D)	32	62	(D)	1,387
Corn for grain ³	(D)	(D)	145	(D)	2,592
All Wheat for grain ³	(D)	(D)	129	(D)	2,517

Other County Highlights

Economic Characteristics	Quantity	Operator Characteristics	Quantity
Farms by value of sales		Principal operators by primary occupation:	
Less than \$1,000	66	Farming	103
\$1,000 to \$2,499	30	Other	91
\$2,500 to \$4,999	25	Principal operators by sex:	
\$5,000 to \$9,999	19	Male	178
\$10,000 to \$19,999	24	Female	16
\$20,000 to \$24,999	-	Average age of principal operator (years)	59.0
\$25,000 to \$39,999	10	All operators ² by race:	
\$40,000 to \$49,999	2	White	252
\$50,000 to \$99,999	7	Black or African American	13
\$100,000 to \$249,999	3	American Indian or Alaska Native	-
\$250,000 to \$499,999	-	Native Hawaiian or Other Pacific Islander	-
\$500,000 or more	8	Asian	-
Total farm production expenses (\$1,000)	6,885	More than one race	-
Average per farm (\$)	36,047	All operators ² of Spanish, Hispanic, or Latino Origin	-
Net cash farm income of operation (\$1,000)	1,441		
Average per farm (\$)	7,545		

(D) Cannot be disclosed. (Z) Less than half of the unit shown. See "Census of Agriculture, Volume 1, Geographic Area Series" for complete footnotes.

¹ Universe is number of counties in state or U.S. with item.

² Data were collected for a maximum of three operators per farm.

³ Items with a rank that cannot be disclosed are separated by a blank line, position in table does not indicate rank.