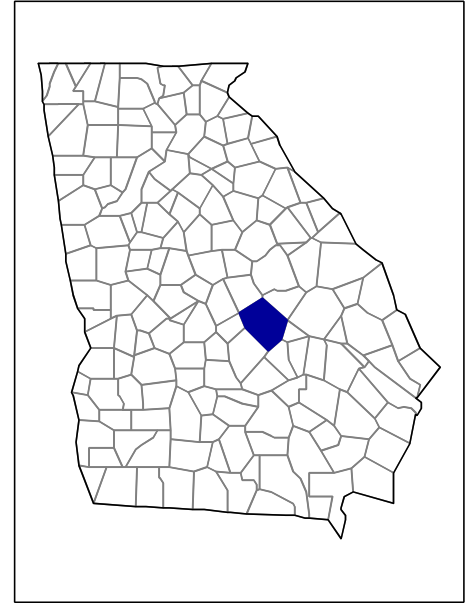


2002 Census of Agriculture County Profile

Laurens, Georgia



Number of farms

709 farms in 2002, 818 farms in 1997, down 13 percent.

Land in farms

193,665 acres in 2002, 208,929 acres in 1997, down 7 percent.

Average size of farm

273 acres in 2002, 255 acres in 1997, up 7 percent.

Market Value of Production

\$12,915,000 in 2002, \$23,946,000 in 1997, down 46 percent.

Crop sales accounted for \$9,174,000 of the total value in 2002.

Livestock sales accounted for \$3,741,000 of the total value in 2002.

Market Value of Production, average per farm

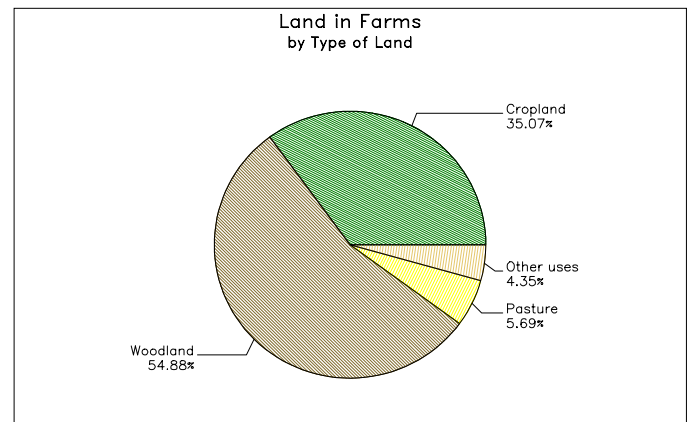
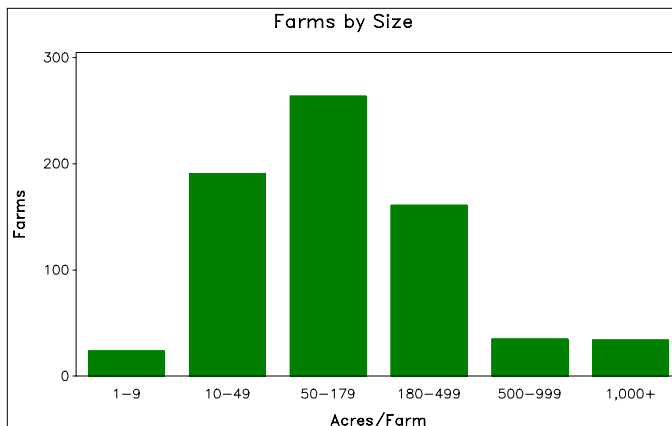
\$18,215 in 2002, \$29,273 in 1997, down 38 percent.

Government Payments

\$1,848,000 in 2002, \$1,840,000 in 1997, up slightly.

Government Payments, average per farm receiving payments

\$5,634 in 2002, \$4,212 in 1997, up 34 percent.



**2002 Census of Agriculture
County Profile
United States Department of Agriculture, Georgia Agricultural Statistics Service**

Laurens, Georgia

Ranked items among the 159 state counties and 3,078 U.S. counties, 2002

Item	Quantity	State Rank	Universe ¹	U.S. Rank	Universe ¹
MARKET VALUE OF AGRICULTURAL PRODUCTS SOLD (\$1,000)					
Total value of agricultural products sold	12,915	95	159	2,362	3,075
Value of crops including nursery and greenhouse	9,174	51	159	1,714	3,070
Value of livestock, poultry, and their products	3,741	100	159	2,484	3,070
VALUE OF SALES BY COMMODITY GROUP (\$1,000)					
Grains, oilseeds, dry beans, and dry peas	2,503	14	150	1,489	2,871
Tobacco	(D)	(D)	50	(D)	560
Cotton and cottonseed	1,965	44	93	290	656
Vegetables, melons, potatoes, and sweet potatoes	637	50	149	910	2,747
Fruits, tree nuts, and berries	(D)	(D)	151	(D)	2,638
Nursery, greenhouse, floriculture, and sod	1,757	43	148	854	2,708
Cut Christmas trees and short rotation woody crops	(D)	(D)	84	(D)	1,774
Other crops and hay	1,688	37	158	772	3,046
Poultry and eggs	3	120	142	2,371	2,918
Cattle and calves	2,330	34	159	2,062	3,053
Milk and other dairy products from cows	994	41	111	1,369	2,493
Hogs and pigs	251	40	135	1,198	2,919
Sheep, goats, and their products	35	12	152	1,518	2,997
Horses, ponies, mules, burros, and donkeys	126	40	151	1,558	3,014
Aquaculture	-	-	64	-	1,520
Other animals and other animal products	2	70	108	2,367	2,727
TOP LIVESTOCK INVENTORY ITEMS (number)					
Cattle and calves	13,317	28	159	1,829	3,059
Hogs and pigs	2,700	25	141	1,058	2,926
All Goats	871	14	155	563	2,971
Horses and ponies	601	41	158	1,941	3,065
Quail ³	(D)	(D)	52	(D)	1,412
TOP CROP ITEMS (acres)					
All Cotton	9,692	44	93	263	663
All Wheat for grain	7,478	4	129	751	2,517
Forage - land used for all hay and haylage, grass silage, and greenchop	7,201	21	159	2,038	3,059
Soybeans	5,705	7	111	1,170	2,076
Corn for grain	4,723	20	145	1,298	2,592

Other County Highlights

Economic Characteristics	Quantity	Operator Characteristics	Quantity
Farms by value of sales		Principal operators by primary occupation:	
Less than \$1,000	315	Farming	325
\$1,000 to \$2,499	105	Other	384
\$2,500 to \$4,999	78	Principal operators by sex:	
\$5,000 to \$9,999	74	Male	610
\$10,000 to \$19,999	46	Female	99
\$20,000 to \$24,999	10	Average age of principal operator (years)	60.2
\$25,000 to \$39,999	18	All operators ² by race:	
\$40,000 to \$49,999	8	White	786
\$50,000 to \$99,999	18	Black or African American	71
\$100,000 to \$249,999	22	American Indian or Alaska Native	6
\$250,000 to \$499,999	13	Native Hawaiian or Other Pacific Islander	-
\$500,000 or more	2	Asian	2
Total farm production expenses (\$1,000)	14,008	More than one race	-
Average per farm (\$)	19,730	All operators ² of Spanish, Hispanic, or Latino Origin	3
Net cash farm income of operation (\$1,000)	1,017		
Average per farm (\$)	1,432		

(D) Cannot be disclosed. (Z) Less than half of the unit shown. See "Census of Agriculture, Volume 1, Geographic Area Series" for complete footnotes.

¹ Universe is number of counties in state or U.S. with item.

² Data were collected for a maximum of three operators per farm.

³ Items with a rank that cannot be disclosed are separated by a blank line, position in table does not indicate rank.