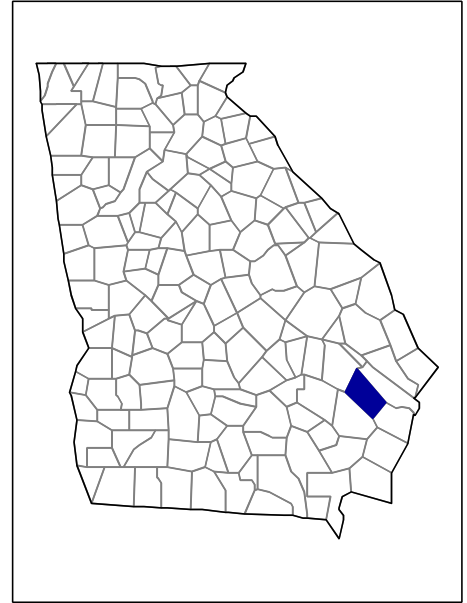


# 2002 Census of Agriculture County Profile

## Long, Georgia



### Number of farms

76 farms in 2002, 73 farms in 1997, up 4 percent.

### Land in farms

23,624 acres in 2002, 18,572 acres in 1997, up 27 percent.

### Average size of farm

311 acres in 2002, 254 acres in 1997, up 22 percent.

### Market Value of Production

\$7,950,000 in 2002, \$6,079,000 in 1997, up 31 percent.

Crop sales accounted for \$1,524,000 of the total value in 2002.

Livestock sales accounted for \$6,426,000 of the total value in 2002.

### Market Value of Production, average per farm

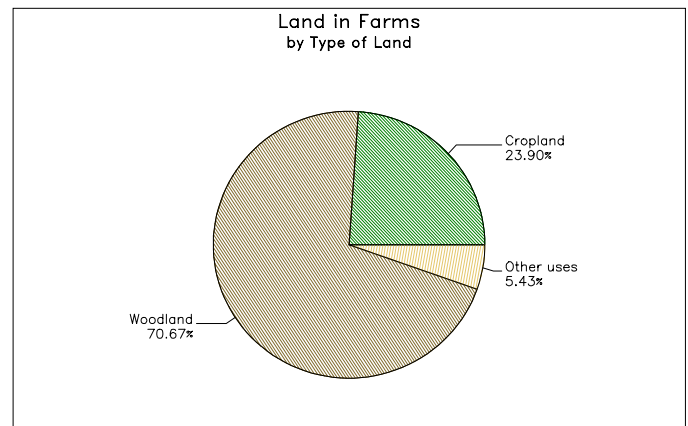
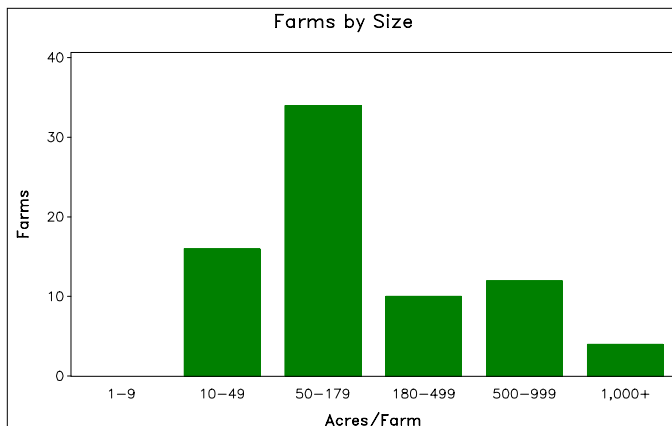
\$104,605 in 2002, \$83,278 in 1997, up 26 percent.

### Government Payments

\$67,000 in 2002, \$36,000 in 1997, up 86 percent.

### Government Payments, average per farm receiving payments

\$3,727 in 2002, \$1,992 in 1997, up 87 percent.



**2002 Census of Agriculture  
County Profile  
United States Department of Agriculture, Georgia Agricultural Statistics Service**

**Long, Georgia**

**Ranked items among the 159 state counties and 3,078 U.S. counties, 2002**

Item	Quantity	State Rank	Universe <sup>1</sup>	U.S. Rank	Universe <sup>1</sup>
<b>MARKET VALUE OF AGRICULTURAL PRODUCTS SOLD (\$1,000)</b>					
Total value of agricultural products sold	7,950	112	159	2,600	3,075
Value of crops including nursery and greenhouse	1,524	106	159	2,595	3,070
Value of livestock, poultry, and their products	6,426	83	159	2,187	3,070
<b>VALUE OF SALES BY COMMODITY GROUP (\$1,000)</b>					
Grains, oilseeds, dry beans, and dry peas	176	85	150	2,259	2,871
Tobacco	(D)	(D)	50	(D)	560
Cotton and cottonseed	88	79	93	553	656
Vegetables, melons, potatoes, and sweet potatoes	795	46	149	836	2,747
Fruits, tree nuts, and berries	181	72	151	956	2,638
Nursery, greenhouse, floriculture, and sod	-	-	148	-	2,708
Cut Christmas trees and short rotation woody crops	-	-	84	-	1,774
Other crops and hay	(D)	(D)	158	(D)	3,046
Poultry and eggs	5,943	68	142	574	2,918
Cattle and calves	232	144	159	2,889	3,053
Milk and other dairy products from cows	(D)	(D)	111	(D)	2,493
Hogs and pigs	(D)	(D)	135	(D)	2,919
Sheep, goats, and their products	(D)	(D)	152	(D)	2,997
Horses, ponies, mules, burros, and donkeys	(D)	(D)	151	(D)	3,014
Aquaculture	-	-	64	-	1,520
Other animals and other animal products	-	-	108	-	2,727
<b>TOP LIVESTOCK INVENTORY ITEMS (number)</b>					
Broilers and other meat-type chickens	556,000	63	111	365	2,599
Layers 20 weeks old and older	(D)	58	143	(D)	2,983
Cattle and calves	975	148	159	2,924	3,059
All Goats	140	123	155	2,087	2,971
Horses and ponies	99	143	158	2,958	3,065
<b>TOP CROP ITEMS (acres)</b>					
Forage - land used for all hay and haylage, grass silage, and greenchop	857	143	159	2,909	3,059
Soybeans	854	41	111	1,571	2,076
All Cotton	670	79	93	525	663
All Vegetables harvested	483	42	149	655	2,710
Corn for grain	442	80	145	2,019	2,592

**Other County Highlights**

Economic Characteristics	Quantity	Operator Characteristics	Quantity
Farms by value of sales		Principal operators by primary occupation:	
Less than \$1,000	24	Farming	37
\$1,000 to \$2,499	8	Other	39
\$2,500 to \$4,999	10	Principal operators by sex:	
\$5,000 to \$9,999	5	Male	71
\$10,000 to \$19,999	8	Female	5
\$20,000 to \$24,999	-	Average age of principal operator (years)	57.1
\$25,000 to \$39,999	4	All operators <sup>2</sup> by race:	
\$40,000 to \$49,999	-	White	93
\$50,000 to \$99,999	5	Black or African American	8
\$100,000 to \$249,999	3	American Indian or Alaska Native	-
\$250,000 to \$499,999	3	Native Hawaiian or Other Pacific Islander	-
\$500,000 or more	6	Asian	-
Total farm production expenses (\$1,000)	5,167	More than one race	-
Average per farm (\$)	67,981	All operators <sup>2</sup> of Spanish, Hispanic, or Latino Origin	1
Net cash farm income of operation (\$1,000)	2,119		
Average per farm (\$)	27,888		

(D) Cannot be disclosed. (Z) Less than half of the unit shown. See "Census of Agriculture, Volume 1, Geographic Area Series" for complete footnotes.

<sup>1</sup> Universe is number of counties in state or U.S. with item.

<sup>2</sup> Data were collected for a maximum of three operators per farm.