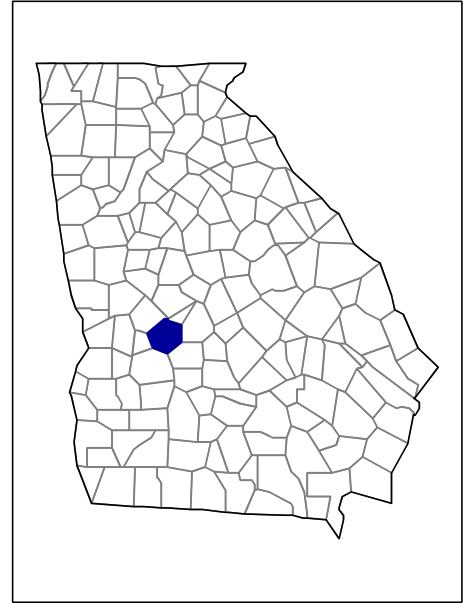




2002 Census of Agriculture County Profile

Macon, Georgia



Number of farms

360 farms in 2002, 328 farms in 1997, up 10 percent.

Land in farms

114,449 acres in 2002, 122,220 acres in 1997, down 6 percent.

Average size of farm

318 acres in 2002, 373 acres in 1997, down 15 percent.

Market Value of Production

\$123,372,000 in 2002, \$99,894,000 in 1997, up 24 percent.

Crop sales accounted for \$19,165,000 of the total value in 2002.

Livestock sales accounted for \$104,207,000 of the total value in 2002.

Market Value of Production, average per farm

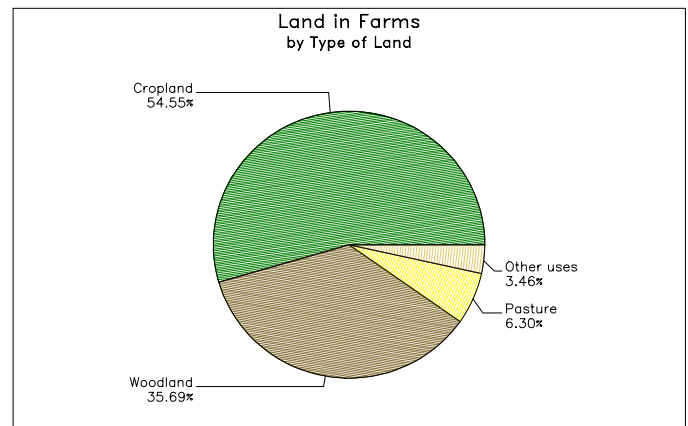
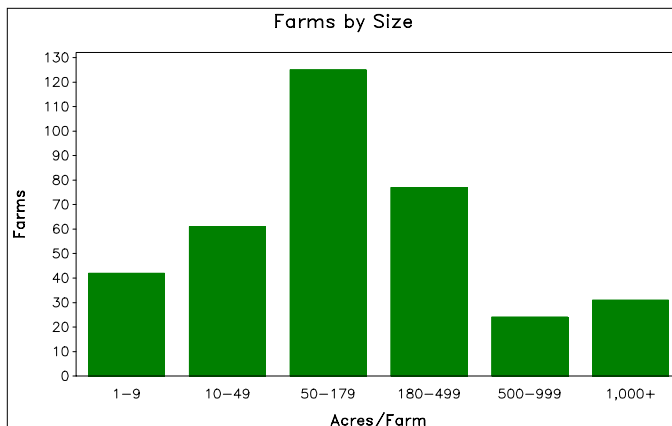
\$342,699 in 2002, \$304,556 in 1997, up 13 percent.

Government Payments

\$1,837,000 in 2002, \$947,000 in 1997, up 94 percent.

Government Payments, average per farm receiving payments

\$10,496 in 2002, \$5,882 in 1997, up 78 percent.



**2002 Census of Agriculture
County Profile
United States Department of Agriculture, Georgia Agricultural Statistics Service**

Macon, Georgia

Ranked items among the 159 state counties and 3,078 U.S. counties, 2002

Item	Quantity	State Rank	Universe ¹	U.S. Rank	Universe ¹
MARKET VALUE OF AGRICULTURAL PRODUCTS SOLD (\$1,000)					
Total value of agricultural products sold	123,372	8	159	356	3,075
Value of crops including nursery and greenhouse	19,165	30	159	1,205	3,070
Value of livestock, poultry, and their products	104,207	6	159	197	3,070
VALUE OF SALES BY COMMODITY GROUP (\$1,000)					
Grains, oilseeds, dry beans, and dry peas	(D)	(D)	150	(D)	2,871
Tobacco	(D)	(D)	50	(D)	560
Cotton and cottonseed	3,437	37	93	225	656
Vegetables, melons, potatoes, and sweet potatoes	3,484	20	149	397	2,747
Fruits, tree nuts, and berries	1,887	18	151	248	2,638
Nursery, greenhouse, floriculture, and sod	(D)	(D)	148	(D)	2,708
Cut Christmas trees and short rotation woody crops	-	-	84	-	1,774
Other crops and hay	2,737	33	158	464	3,046
Poultry and eggs	73,875	12	142	77	2,918
Cattle and calves	2,751	26	159	1,957	3,053
Milk and other dairy products from cows	27,517	1	111	168	2,493
Hogs and pigs	51	67	135	1,700	2,919
Sheep, goats, and their products	(D)	(D)	152	(D)	2,997
Horses, ponies, mules, burros, and donkeys	7	142	151	2,942	3,014
Aquaculture	-	-	64	-	1,520
Other animals and other animal products	(D)	(D)	108	(D)	2,727
TOP LIVESTOCK INVENTORY ITEMS (number)					
Broilers and other meat-type chickens	3,428,781	18	111	121	2,599
Layers 20 weeks old and older	190,135	24	143	292	2,983
Cattle and calves	15,841	19	159	1,689	3,059
Hogs and pigs	966	54	141	1,354	2,926
All Goats	366	77	155	1,287	2,971
TOP CROP ITEMS (acres)					
All Cotton	17,685	28	93	189	663
Pecans	4,214	7	139	22	1,194
Peanuts	3,895	35	79	83	398
Forage - land used for all hay and haylage, grass silage, and greenchop	3,695	67	159	2,486	3,059
Sod harvested ³	(D)	(D)	45	(D)	740

Other County Highlights

Economic Characteristics	Quantity	Operator Characteristics	Quantity
Farms by value of sales		Principal operators by primary occupation:	
Less than \$1,000	123	Farming	195
\$1,000 to \$2,499	22	Other	165
\$2,500 to \$4,999	13	Principal operators by sex:	
\$5,000 to \$9,999	28	Male	319
\$10,000 to \$19,999	32	Female	41
\$20,000 to \$24,999	8	Average age of principal operator (years)	54.3
\$25,000 to \$39,999	14	All operators ² by race:	
\$40,000 to \$49,999	14	White	396
\$50,000 to \$99,999	10	Black or African American	52
\$100,000 to \$249,999	20	American Indian or Alaska Native	-
\$250,000 to \$499,999	33	Native Hawaiian or Other Pacific Islander	-
\$500,000 or more	43	Asian	11
Total farm production expenses (\$1,000)	84,073	More than one race	-
Average per farm (\$)	233,536	All operators ² of Spanish, Hispanic, or Latino Origin	3
Net cash farm income of operation (\$1,000)	40,424		
Average per farm (\$)	112,288		

(D) Cannot be disclosed. (Z) Less than half of the unit shown. See "Census of Agriculture, Volume 1, Geographic Area Series" for complete footnotes.

¹ Universe is number of counties in state or U.S. with item.

² Data were collected for a maximum of three operators per farm.

³ Items with a rank that cannot be disclosed are separated by a blank line, position in table does not indicate rank.