

# 2002 Census of Agriculture County Profile

## Kootenai, Idaho

### Number of farms

828 farms in 2002, 740 farms in 1997, up 12 percent.

### Land in farms

154,217 acres in 2002, 142,649 acres in 1997, up 8 percent.

### Average size of farm

186 acres in 2002, 193 acres in 1997, down 4 percent.

### Market Value of Production

\$14,140,000 in 2002, \$14,799,000 in 1997, down 4 percent.

Crop sales accounted for \$12,046,000 of the total value in 2002.

Livestock sales accounted for \$2,094,000 of the total value in 2002.

### Market Value of Production, average per farm

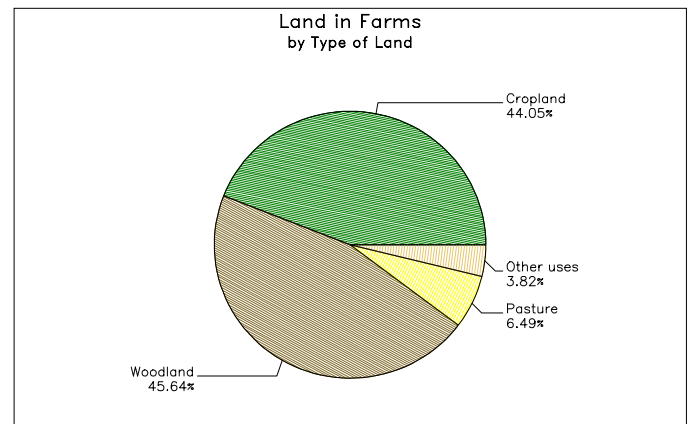
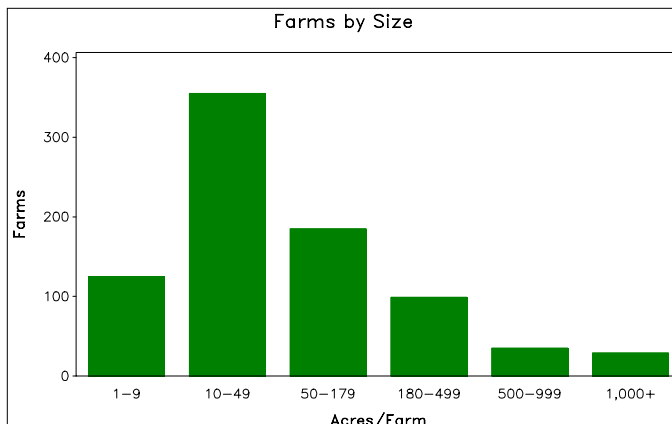
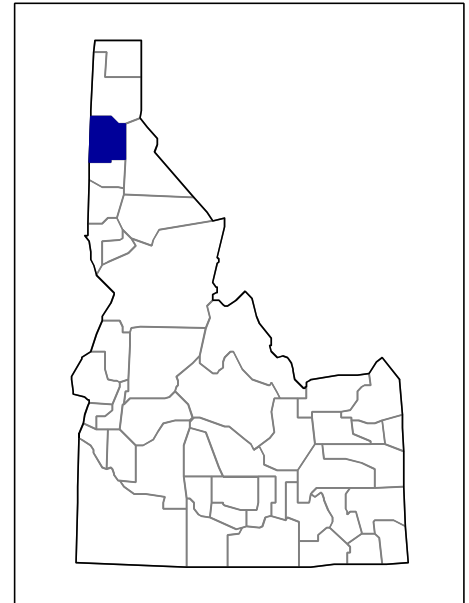
\$17,078 in 2002, \$19,998 in 1997, down 15 percent.

### Government Payments

\$685,000 in 2002, \$856,000 in 1997, down 20 percent.

### Government Payments, average per farm receiving payments

\$6,646 in 2002, \$6,737 in 1997, down 1 percent.



**2002 Census of Agriculture  
County Profile  
United States Department of Agriculture, Idaho Agricultural Statistics Service**

**Kootenai, Idaho**

**Ranked items among the 44 state counties and 3,078 U.S. counties, 2002**

Item	Quantity	State Rank	Universe <sup>1</sup>	U.S. Rank	Universe <sup>1</sup>
<b>MARKET VALUE OF AGRICULTURAL PRODUCTS SOLD (\$1,000)</b>					
Total value of agricultural products sold	14,140	35	44	2,309	3,075
Value of crops including nursery and greenhouse	12,046	29	44	1,531	3,070
Value of livestock, poultry, and their products	2,094	38	44	2,697	3,070
<b>VALUE OF SALES BY COMMODITY GROUP (\$1,000)</b>					
Grains, oilseeds, dry beans, and dry peas	1,602	35	42	1,648	2,871
Tobacco	-	-	-	-	560
Cotton and cottonseed	-	-	-	-	656
Vegetables, melons, potatoes, and sweet potatoes	(D)	(D)	39	(D)	2,747
Fruits, tree nuts, and berries	(D)	(D)	36	(D)	2,638
Nursery, greenhouse, floriculture, and sod	2,226	9	39	752	2,708
Cut Christmas trees and short rotation woody crops	92	2	16	467	1,774
Other crops and hay	7,471	16	44	183	3,046
Poultry and eggs	14	16	41	1,855	2,918
Cattle and calves	1,306	39	44	2,430	3,053
Milk and other dairy products from cows	(D)	(D)	37	(D)	2,493
Hogs and pigs	(D)	(D)	40	(D)	2,919
Sheep, goats, and their products	33	33	44	1,557	2,997
Horses, ponies, mules, burros, and donkeys	386	10	44	551	3,014
Aquaculture	(D)	(D)	25	(D)	1,520
Other animals and other animal products	233	13	41	536	2,727
<b>TOP LIVESTOCK INVENTORY ITEMS (number)</b>					
Cattle and calves	5,679	36	44	2,459	3,059
Horses and ponies	2,462	11	44	323	3,065
Colonies of bees	(D)	16	33	(D)	2,392
Layers 20 weeks old and older	1,440	9	42	1,146	2,983
Elk	702	2	24	22	783
<b>TOP CROP ITEMS (acres)</b>					
All Field and grass seed crops	18,964	1	31	14	1,293
Forage - land used for all hay and haylage, grass silage, and greenchop	15,089	34	44	1,369	3,059
All Wheat for grain	7,903	24	40	727	2,517
Oats	1,552	3	42	343	2,215
Mint for oil	(D)	5	9	(D)	87

**Other County Highlights**

Economic Characteristics	Quantity
Farms by value of sales	
Less than \$1,000	380
\$1,000 to \$2,499	150
\$2,500 to \$4,999	93
\$5,000 to \$9,999	79
\$10,000 to \$19,999	50
\$20,000 to \$24,999	8
\$25,000 to \$39,999	25
\$40,000 to \$49,999	6
\$50,000 to \$99,999	10
\$100,000 to \$249,999	11
\$250,000 to \$499,999	9
\$500,000 or more	7
Total farm production expenses (\$1,000)	13,420
Average per farm (\$)	16,208
Net cash farm income of operation (\$1,000)	1,849
Average per farm (\$)	2,233

Operator Characteristics	Quantity
Principal operators by primary occupation:	
Farming	401
Other	427
Principal operators by sex:	
Male	677
Female	151
Average age of principal operator (years)	55.6
All operators <sup>2</sup> by race:	
White	1,291
Black or African American	-
American Indian or Alaska Native	9
Native Hawaiian or Other Pacific Islander	-
Asian	4
More than one race	3
All operators <sup>2</sup> of Spanish, Hispanic, or Latino Origin	37

(D) Cannot be disclosed. (Z) Less than half of the unit shown. See "Census of Agriculture, Volume 1, Geographic Area Series" for complete footnotes.

<sup>1</sup> Universe is number of counties in state or U.S. with item.

<sup>2</sup> Data were collected for a maximum of three operators per farm.