

2002 Census of Agriculture County Profile

Owyhee, Idaho

Number of farms

571 farms in 2002, 629 farms in 1997, down 9 percent.

Land in farms

571,051 acres in 2002, 691,113 acres in 1997, down 17 percent.

Average size of farm

1,000 acres in 2002, 1,099 acres in 1997, down 9 percent.

Market Value of Production

\$126,773,000 in 2002, \$105,203,000 in 1997, up 21 percent.

Crop sales accounted for \$37,161,000 of the total value in 2002.

Livestock sales accounted for \$89,611,000 of the total value in 2002.

Market Value of Production, average per farm

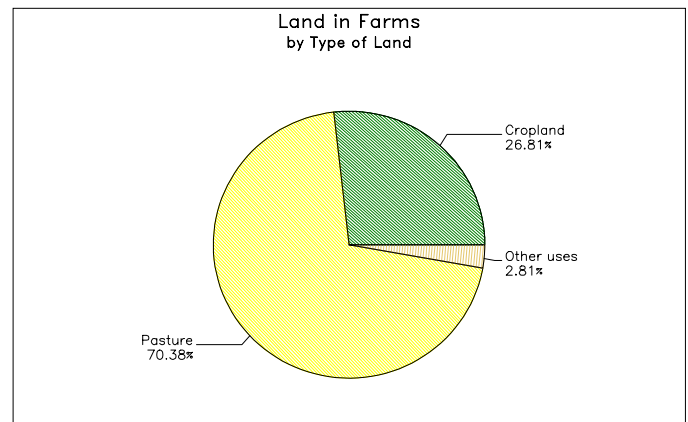
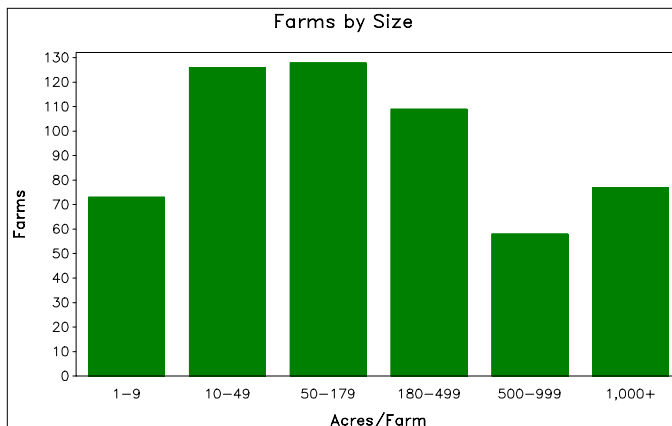
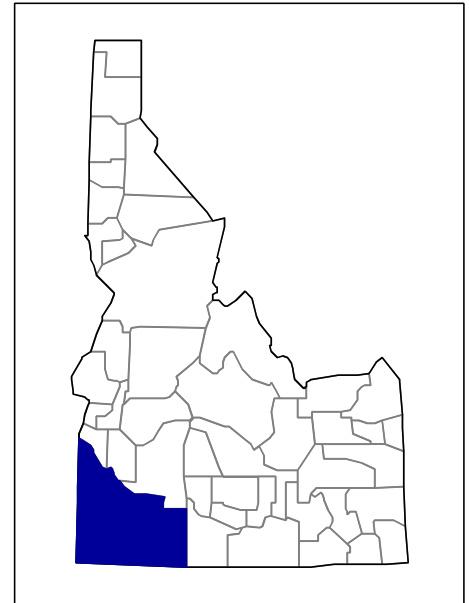
\$222,019 in 2002, \$167,255 in 1997, up 33 percent.

Government Payments

\$1,613,000 in 2002, \$1,190,000 in 1997, up 36 percent.

Government Payments, average per farm receiving payments

\$8,960 in 2002, \$7,301 in 1997, up 23 percent.



**2002 Census of Agriculture
County Profile
United States Department of Agriculture, Idaho Agricultural Statistics Service**

Owyhee, Idaho

Ranked items among the 44 state counties and 3,078 U.S. counties, 2002

Item	Quantity	State Rank	Universe ¹	U.S. Rank	Universe ¹
MARKET VALUE OF AGRICULTURAL PRODUCTS SOLD (\$1,000)					
Total value of agricultural products sold	126,773	10	44	341	3,075
Value of crops including nursery and greenhouse	37,161	14	44	702	3,070
Value of livestock, poultry, and their products	89,611	7	44	251	3,070
VALUE OF SALES BY COMMODITY GROUP (\$1,000)					
Grains, oilseeds, dry beans, and dry peas	(D)	(D)	42	(D)	2,871
Tobacco	-	-	-	-	560
Cotton and cottonseed	-	-	-	-	656
Vegetables, melons, potatoes, and sweet potatoes	9,450	19	39	183	2,747
Fruits, tree nuts, and berries	(D)	(D)	36	(D)	2,638
Nursery, greenhouse, floriculture, and sod	(D)	(D)	39	(D)	2,708
Cut Christmas trees and short rotation woody crops	-	-	16	-	1,774
Other crops and hay	20,535	9	44	72	3,046
Poultry and eggs	16	13	41	1,782	2,918
Cattle and calves	59,458	5	44	116	3,053
Milk and other dairy products from cows	28,673	7	37	160	2,493
Hogs and pigs	15	30	40	2,149	2,919
Sheep, goats, and their products	469	12	44	197	2,997
Horses, ponies, mules, burros, and donkeys	170	23	44	1,268	3,014
Aquaculture	625	8	25	232	1,520
Other animals and other animal products	186	16	41	631	2,727
TOP LIVESTOCK INVENTORY ITEMS (number)					
Cattle and calves	122,757	6	44	81	3,059
Sheep and lambs	5,154	13	44	214	2,867
Colonies of bees	4,901	8	33	116	2,392
Horses and ponies	2,176	13	44	411	3,065
Pheasants ³	(D)	(D)	29	(D)	1,541
TOP CROP ITEMS (acres)					
Forage - land used for all hay and haylage, grass silage, and greenchop	72,524	3	44	112	3,059
All Wheat for grain	6,362	29	40	821	2,517
Corn for silage	6,344	7	27	291	2,307
Corn for grain	5,404	2	19	1,247	2,592
Sugarbeets for sugar	5,093	10	15	50	158

Other County Highlights

Economic Characteristics	Quantity	Operator Characteristics	Quantity
Farms by value of sales		Principal operators by primary occupation:	
Less than \$1,000	108	Farming	389
\$1,000 to \$2,499	57	Other	182
\$2,500 to \$4,999	45	Principal operators by sex:	
\$5,000 to \$9,999	41	Male	523
\$10,000 to \$19,999	45	Female	48
\$20,000 to \$24,999	9	Average age of principal operator (years)	51.9
\$25,000 to \$39,999	36	All operators ² by race:	
\$40,000 to \$49,999	17	White	871
\$50,000 to \$99,999	53	Black or African American	-
\$100,000 to \$249,999	79	American Indian or Alaska Native	8
\$250,000 to \$499,999	40	Native Hawaiian or Other Pacific Islander	1
\$500,000 or more	41	Asian	6
Total farm production expenses (\$1,000)	112,964	More than one race	2
Average per farm (\$)	197,489	All operators ² of Spanish, Hispanic, or Latino Origin	58
Net cash farm income of operation (\$1,000)	24,341		
Average per farm (\$)	42,555		

(D) Cannot be disclosed. (Z) Less than half of the unit shown. See "Census of Agriculture, Volume 1, Geographic Area Series" for complete footnotes.

¹ Universe is number of counties in state or U.S. with item.

² Data were collected for a maximum of three operators per farm.

³ Items with a rank that cannot be disclosed are separated by a blank line, position in table does not indicate rank.