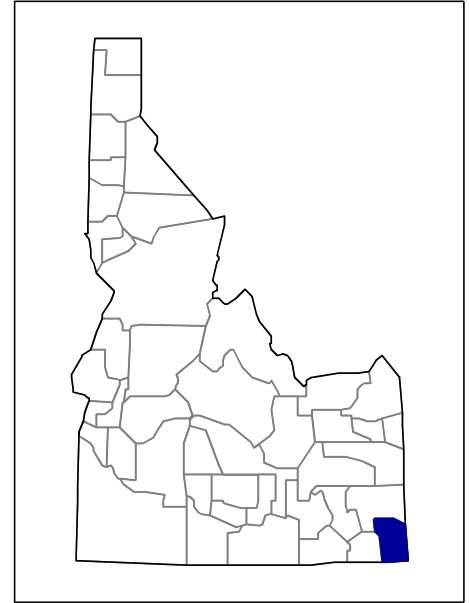


2002 Census of Agriculture County Profile

Bear Lake, Idaho



Number of farms

424 farms in 2002, 451 farms in 1997, down 6 percent.

Land in farms

211,530 acres in 2002, 224,592 acres in 1997, down 6 percent.

Average size of farm

499 acres in 2002, 498 acres in 1997, up slightly.

Market Value of Production

\$12,951,000 in 2002, \$14,464,000 in 1997, down 10 percent.

Crop sales accounted for \$3,290,000 of the total value in 2002.

Livestock sales accounted for \$9,661,000 of the total value in 2002.

Market Value of Production, average per farm

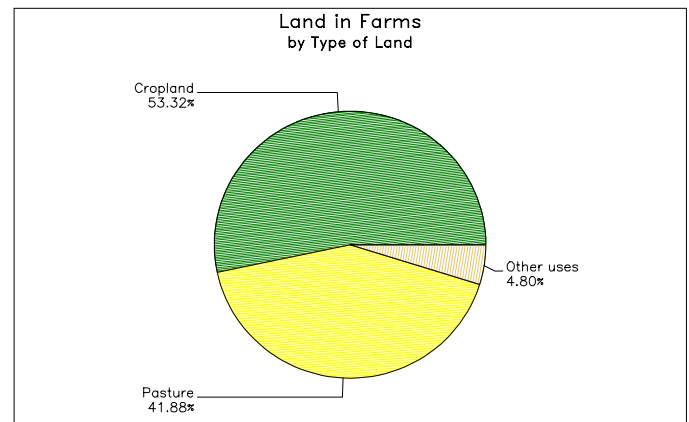
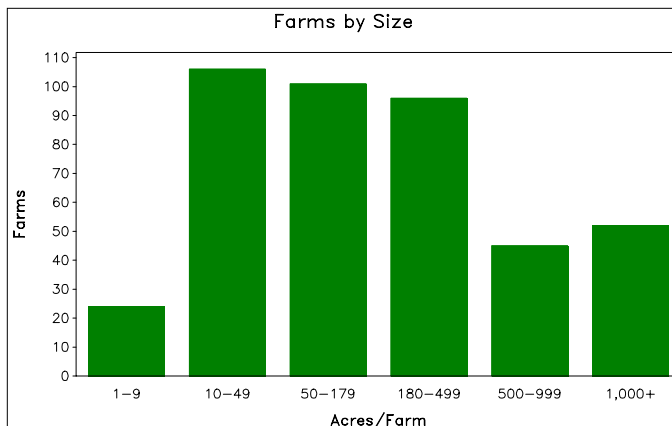
\$30,544 in 2002, \$32,070 in 1997, down 5 percent.

Government Payments

\$1,585,000 in 2002, \$1,391,000 in 1997, up 14 percent.

Government Payments, average per farm receiving payments

\$8,386 in 2002, \$7,361 in 1997, up 14 percent.



**2002 Census of Agriculture
County Profile
United States Department of Agriculture, Idaho Agricultural Statistics Service**

Bear Lake, Idaho

Ranked items among the 44 state counties and 3,078 U.S. counties, 2002

Item	Quantity	State Rank	Universe ¹	U.S. Rank	Universe ¹
MARKET VALUE OF AGRICULTURAL PRODUCTS SOLD (\$1,000)					
Total value of agricultural products sold	12,951	36	44	2,360	3,075
Value of crops including nursery and greenhouse	3,290	38	44	2,303	3,070
Value of livestock, poultry, and their products	9,661	25	44	1,912	3,070
VALUE OF SALES BY COMMODITY GROUP (\$1,000)					
Grains, oilseeds, dry beans, and dry peas	(D)	(D)	42	(D)	2,871
Tobacco	-	-	-	-	560
Cotton and cottonseed	-	-	-	-	656
Vegetables, melons, potatoes, and sweet potatoes	(D)	(D)	39	(D)	2,747
Fruits, tree nuts, and berries	-	-	36	-	2,638
Nursery, greenhouse, floriculture, and sod	(D)	(D)	39	(D)	2,708
Cut Christmas trees and short rotation woody crops	-	-	16	-	1,774
Other crops and hay	1,889	35	44	689	3,046
Poultry and eggs	(D)	(D)	41	(D)	2,918
Cattle and calves	6,553	26	44	1,303	3,053
Milk and other dairy products from cows	2,817	15	37	863	2,493
Hogs and pigs	(D)	(D)	40	(D)	2,919
Sheep, goats, and their products	203	20	44	433	2,997
Horses, ponies, mules, burros, and donkeys	78	36	44	1,999	3,014
Aquaculture	-	-	25	-	1,520
Other animals and other animal products	(D)	(D)	41	(D)	2,727
TOP LIVESTOCK INVENTORY ITEMS (number)					
Cattle and calves	23,657	23	44	1,290	3,059
Sheep and lambs	3,275	17	44	342	2,867
Horses and ponies	1,272	31	44	964	3,065
Layers 20 weeks old and older	230	30	42	2,398	2,983
Broilers and other meat-type chickens ³	(D)	(D)	35	(D)	2,599
TOP CROP ITEMS (acres)					
Forage - land used for all hay and haylage, grass silage, and greenchop	47,844	6	44	326	3,059
All Wheat for grain	13,289	21	40	545	2,517
Barley	4,947	24	41	143	1,246
Oats	334	15	42	1,047	2,215
Triticale	(D)	3	6	(D)	180

Other County Highlights

Economic Characteristics	Quantity	Operator Characteristics	Quantity
Farms by value of sales		Principal operators by primary occupation:	
Less than \$1,000	141	Farming	236
\$1,000 to \$2,499	44	Other	188
\$2,500 to \$4,999	39	Principal operators by sex:	
\$5,000 to \$9,999	42	Male	379
\$10,000 to \$19,999	46	Female	45
\$20,000 to \$24,999	17	Average age of principal operator (years)	57.0
\$25,000 to \$39,999	24	All operators ² by race:	
\$40,000 to \$49,999	10	White	610
\$50,000 to \$99,999	19	Black or African American	-
\$100,000 to \$249,999	32	American Indian or Alaska Native	-
\$250,000 to \$499,999	9	Native Hawaiian or Other Pacific Islander	-
\$500,000 or more	1	Asian	-
Total farm production expenses (\$1,000)	14,094	More than one race	-
Average per farm (\$)	33,163	All operators ² of Spanish, Hispanic, or Latino Origin	13
Net cash farm income of operation (\$1,000)	243		
Average per farm (\$)	573		

(D) Cannot be disclosed. (Z) Less than half of the unit shown. See "Census of Agriculture, Volume 1, Geographic Area Series" for complete footnotes.

¹ Universe is number of counties in state or U.S. with item.

² Data were collected for a maximum of three operators per farm.

³ Items with a rank that cannot be disclosed are separated by a blank line, position in table does not indicate rank.