

# 2002 Census of Agriculture County Profile

## Teton, Idaho

### Number of farms

302 farms in 2002, 301 farms in 1997, up slightly.

### Land in farms

124,613 acres in 2002, 138,331 acres in 1997, down 10 percent.

### Average size of farm

413 acres in 2002, 460 acres in 1997, down 10 percent.

### Market Value of Production

\$24,126,000 in 2002, \$22,973,000 in 1997, up 5 percent.

Crop sales accounted for \$19,998,000 of the total value in 2002.

Livestock sales accounted for \$4,127,000 of the total value in 2002.

### Market Value of Production, average per farm

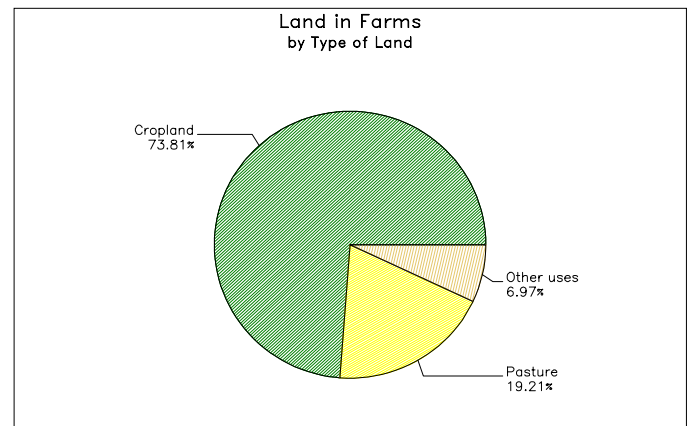
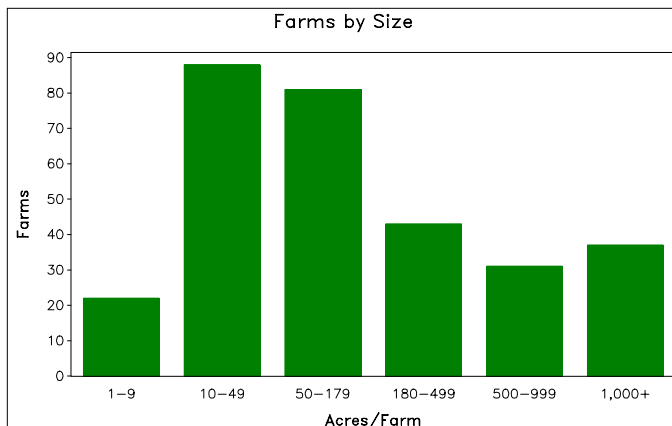
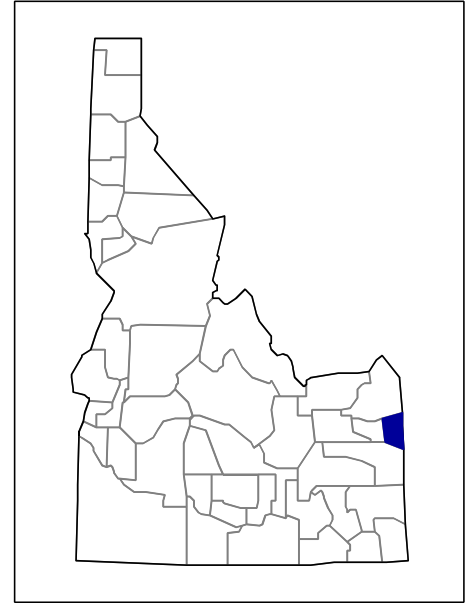
\$79,886 in 2002, \$76,322 in 1997, up 5 percent.

### Government Payments

\$829,000 in 2002, \$1,084,000 in 1997, down 24 percent.

### Government Payments, average per farm receiving payments

\$9,531 in 2002, \$9,680 in 1997, down 2 percent.



**2002 Census of Agriculture  
County Profile  
United States Department of Agriculture, Idaho Agricultural Statistics Service**

**Teton, Idaho**

**Ranked items among the 44 state counties and 3,078 U.S. counties, 2002**

Item	Quantity	State Rank	Universe <sup>1</sup>	U.S. Rank	Universe <sup>1</sup>
<b>MARKET VALUE OF AGRICULTURAL PRODUCTS SOLD (\$1,000)</b>					
Total value of agricultural products sold	24,126	29	44	1,912	3,075
Value of crops including nursery and greenhouse	19,998	24	44	1,166	3,070
Value of livestock, poultry, and their products	4,127	32	44	2,426	3,070
<b>VALUE OF SALES BY COMMODITY GROUP (\$1,000)</b>					
Grains, oilseeds, dry beans, and dry peas	6,378	21	42	1,145	2,871
Tobacco	-	-	-	-	560
Cotton and cottonseed	-	-	-	-	656
Vegetables, melons, potatoes, and sweet potatoes	11,395	16	39	156	2,747
Fruits, tree nuts, and berries	(D)	(D)	36	(D)	2,638
Nursery, greenhouse, floriculture, and sod	1,336	12	39	970	2,708
Cut Christmas trees and short rotation woody crops	-	-	16	-	1,774
Other crops and hay	(D)	(D)	44	(D)	3,046
Poultry and eggs	(D)	(D)	41	(D)	2,918
Cattle and calves	2,668	33	44	1,976	3,053
Milk and other dairy products from cows	1,365	22	37	1,212	2,493
Hogs and pigs	2	37	40	2,734	2,919
Sheep, goats, and their products	(D)	(D)	44	(D)	2,997
Horses, ponies, mules, burros, and donkeys	87	35	44	1,891	3,014
Aquaculture	-	-	25	-	1,520
Other animals and other animal products	2	40	41	2,352	2,727
<b>TOP LIVESTOCK INVENTORY ITEMS (number)</b>					
Cattle and calves	10,867	32	44	1,983	3,059
Horses and ponies	1,561	24	44	723	3,065
Layers 20 weeks old and older	128	35	42	2,638	2,983
Sheep and lambs	98	38	44	2,282	2,867
Elk <sup>3</sup>	(D)	(D)	24	(D)	783
<b>TOP CROP ITEMS (acres)</b>					
Barley	38,533	5	41	24	1,246
Forage - land used for all hay and haylage, grass silage, and greenchop	18,779	28	44	1,162	3,059
Potatoes	7,066	13	31	40	1,551
All Wheat for grain	4,362	32	40	975	2,517
Nursery stock	(D)	9	33	(D)	2,129

**Other County Highlights**

Economic Characteristics	Quantity	Operator Characteristics	Quantity
Farms by value of sales		Principal operators by primary occupation:	
Less than \$1,000	112	Farming	186
\$1,000 to \$2,499	31	Other	116
\$2,500 to \$4,999	13		
\$5,000 to \$9,999	21	Principal operators by sex:	
\$10,000 to \$19,999	20	Male	278
\$20,000 to \$24,999	14	Female	24
\$25,000 to \$39,999	19		
\$40,000 to \$49,999	8	Average age of principal operator (years)	55.8
\$50,000 to \$99,999	22		
\$100,000 to \$249,999	29	All operators <sup>2</sup> by race:	
\$250,000 to \$499,999	4	White	462
\$500,000 or more	9	Black or African American	-
Total farm production expenses (\$1,000)	22,346	American Indian or Alaska Native	-
Average per farm (\$)	74,238	Native Hawaiian or Other Pacific Islander	-
		Asian	-
Net cash farm income of operation (\$1,000)	3,129	More than one race	-
Average per farm (\$)	10,395	All operators <sup>2</sup> of Spanish, Hispanic, or Latino Origin	3

(D) Cannot be disclosed. (Z) Less than half of the unit shown. See "Census of Agriculture, Volume 1, Geographic Area Series" for complete footnotes.

<sup>1</sup> Universe is number of counties in state or U.S. with item.

<sup>2</sup> Data were collected for a maximum of three operators per farm.

<sup>3</sup> Items with a rank that cannot be disclosed are separated by a blank line, position in table does not indicate rank.