

# 2002 Census of Agriculture County Profile

## Boise, Idaho

### Number of farms

89 farms in 2002, 95 farms in 1997, down 6 percent.

### Land in farms

50,074 acres in 2002, 49,178 acres in 1997, up 2 percent.

### Average size of farm

563 acres in 2002, 518 acres in 1997, up 9 percent.

### Market Value of Production

\$2,555,000 in 2002, \$2,109,000 in 1997, up 21 percent.

Crop sales accounted for \$1,858,000 of the total value in 2002.

Livestock sales accounted for \$697,000 of the total value in 2002.

### Market Value of Production, average per farm

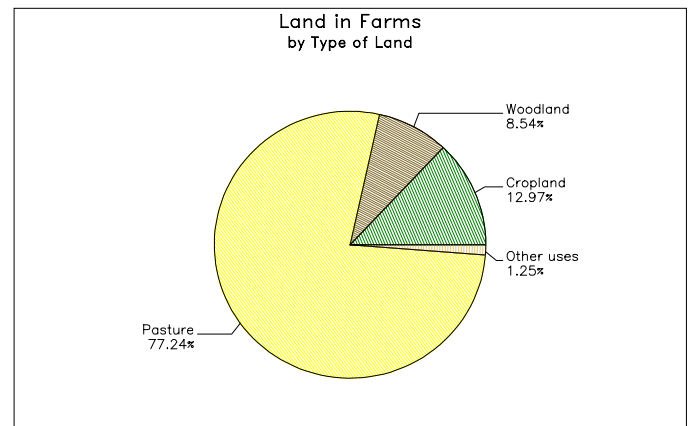
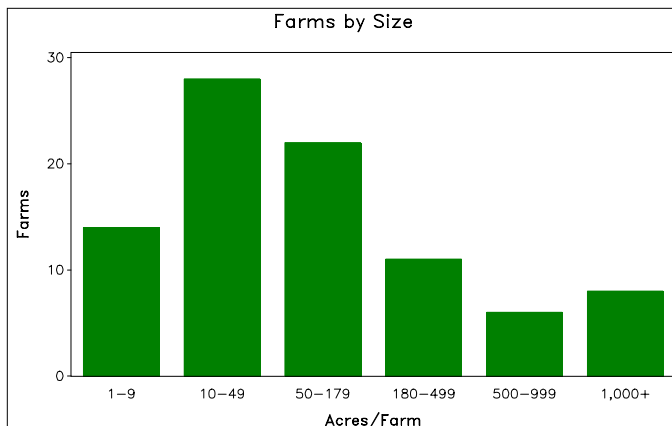
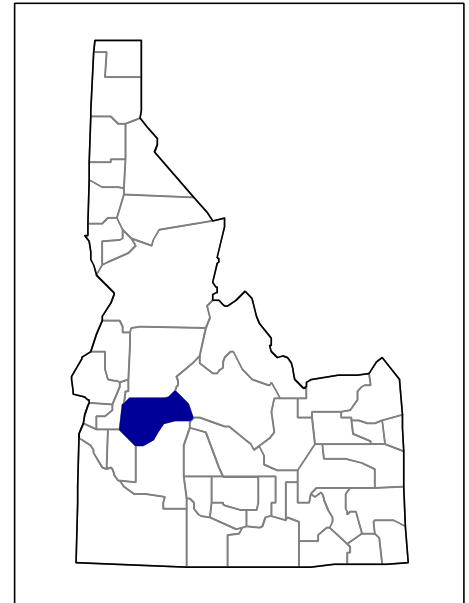
\$28,710 in 2002, \$22,204 in 1997, up 29 percent.

### Government Payments

(D) in 2002, (D) in 1997.

### Government Payments, average per farm receiving payments

(D) in 2002, (D) in 1997.



**2002 Census of Agriculture  
County Profile  
United States Department of Agriculture, Idaho Agricultural Statistics Service**

**Boise, Idaho**

**Ranked items among the 44 state counties and 3,078 U.S. counties, 2002**

Item	Quantity	State Rank	Universe <sup>1</sup>	U.S. Rank	Universe <sup>1</sup>
<b>MARKET VALUE OF AGRICULTURAL PRODUCTS SOLD (\$1,000)</b>					
Total value of agricultural products sold	2,555	43	44	2,911	3,075
Value of crops including nursery and greenhouse	1,858	40	44	2,529	3,070
Value of livestock, poultry, and their products	697	42	44	2,909	3,070
<b>VALUE OF SALES BY COMMODITY GROUP (\$1,000)</b>					
Grains, oilseeds, dry beans, and dry peas	-	-	42	-	2,871
Tobacco	-	-	-	-	560
Cotton and cottonseed	-	-	-	-	656
Vegetables, melons, potatoes, and sweet potatoes	-	-	39	-	2,747
Fruits, tree nuts, and berries	(D)	(D)	36	(D)	2,638
Nursery, greenhouse, floriculture, and sod	(D)	(D)	39	(D)	2,708
Cut Christmas trees and short rotation woody crops	-	-	16	-	1,774
Other crops and hay	(D)	(D)	44	(D)	3,046
Poultry and eggs	(D)	(D)	41	(D)	2,918
Cattle and calves	618	42	44	2,695	3,053
Milk and other dairy products from cows	-	-	37	-	2,493
Hogs and pigs	17	29	40	2,119	2,919
Sheep, goats, and their products	(D)	(D)	44	(D)	2,997
Horses, ponies, mules, burros, and donkeys	31	41	44	2,602	3,014
Aquaculture	-	-	25	-	1,520
Other animals and other animal products	(D)	(D)	41	(D)	2,727
<b>TOP LIVESTOCK INVENTORY ITEMS (number)</b>					
Cattle and calves	3,203	41	44	2,694	3,059
Layers 20 weeks old and older	295	26	42	2,265	2,983
Horses and ponies	236	43	44	2,749	3,065
Hogs and pigs	60	29	39	2,521	2,926
Elk <sup>3</sup>	(D)	(D)	24	(D)	783
<b>TOP CROP ITEMS (acres)</b>					
Forage - land used for all hay and haylage, grass silage, and greenchop	1,761	43	44	2,774	3,059
Nursery stock	(D)	14	33	(D)	2,129
Cut Christmas trees	10	15	22	1,477	1,877
Apples <sup>3</sup>	(D)	(D)	31	(D)	2,173
Floriculture crops <sup>3</sup>	(D)	(D)	19	(D)	1,801

**Other County Highlights**

Economic Characteristics	Quantity	Operator Characteristics	Quantity
Farms by value of sales		Principal operators by primary occupation:	
Less than \$1,000	29	Farming	44
\$1,000 to \$2,499	14	Other	45
\$2,500 to \$4,999	19	Principal operators by sex:	
\$5,000 to \$9,999	9	Male	74
\$10,000 to \$19,999	5	Female	15
\$20,000 to \$24,999	2	Average age of principal operator (years)	54.1
\$25,000 to \$39,999	1	All operators <sup>2</sup> by race:	
\$40,000 to \$49,999	3	White	140
\$50,000 to \$99,999	3	Black or African American	-
\$100,000 to \$249,999	2	American Indian or Alaska Native	-
\$250,000 to \$499,999	1	Native Hawaiian or Other Pacific Islander	-
\$500,000 or more	1	Asian	-
Total farm production expenses (\$1,000)	2,871	More than one race	4
Average per farm (\$)	32,257	All operators <sup>2</sup> of Spanish, Hispanic, or Latino Origin	1
Net cash farm income of operation (\$1,000)	84		
Average per farm (\$)	948		

(D) Cannot be disclosed. (Z) Less than half of the unit shown. See "Census of Agriculture, Volume 1, Geographic Area Series" for complete footnotes.

<sup>1</sup> Universe is number of counties in state or U.S. with item.

<sup>2</sup> Data were collected for a maximum of three operators per farm.

<sup>3</sup> Items with a rank that cannot be disclosed are separated by a blank line, position in table does not indicate rank.