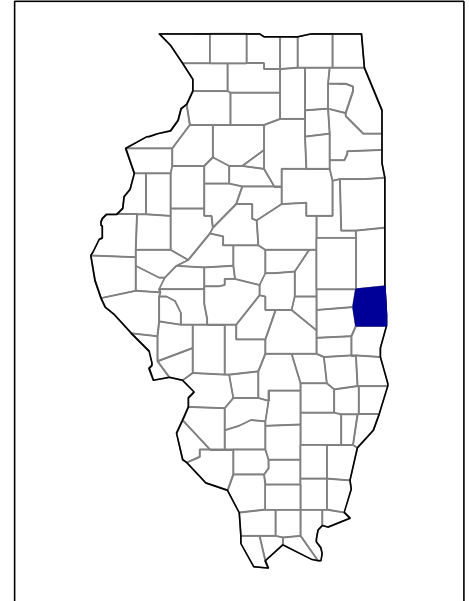




# 2002 Census of Agriculture County Profile

## Edgar, Illinois



### Number of farms

667 farms in 2002, 815 farms in 1997, down 18 percent.

### Land in farms

355,035 acres in 2002, 355,106 acres in 1997, down slightly.

### Average size of farm

532 acres in 2002, 436 acres in 1997, up 22 percent.

### Market Value of Production

\$139,648,000 in 2002, \$165,293,000 in 1997, down 16 percent.

Crop sales accounted for (D) of the total value in 2002.

Livestock sales accounted for (D) of the total value in 2002.

### Market Value of Production, average per farm

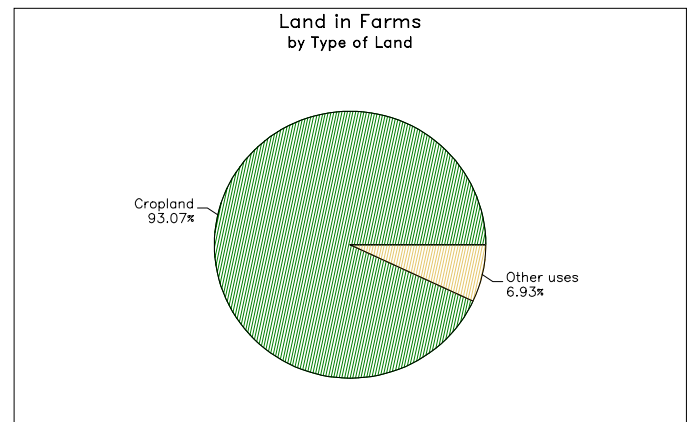
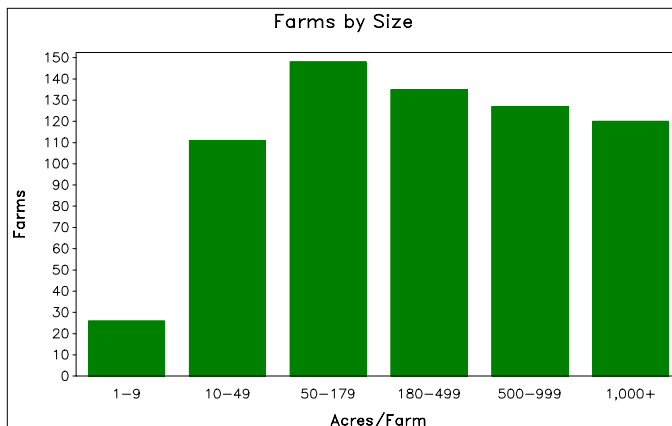
\$209,367 in 2002, \$202,814 in 1997, up 3 percent.

### Government Payments

\$5,048,000 in 2002, \$5,148,000 in 1997, down 2 percent.

### Government Payments, average per farm receiving payments

\$11,850 in 2002, \$8,923 in 1997, up 33 percent.



**2002 Census of Agriculture  
County Profile  
United States Department of Agriculture, Illinois Agricultural Statistics Service**

**Edgar, Illinois**

**Ranked items among the 102 state counties and 3,078 U.S. counties, 2002**

Item	Quantity	State Rank	Universe <sup>1</sup>	U.S. Rank	Universe <sup>1</sup>
<b>MARKET VALUE OF AGRICULTURAL PRODUCTS SOLD (\$1,000)</b>					
Total value of agricultural products sold	139,648	12	102	287	3,075
Value of crops including nursery and greenhouse	(D)	(D)	102	(D)	3,070
Value of livestock, poultry, and their products	(D)	(D)	102	(D)	3,070
<b>VALUE OF SALES BY COMMODITY GROUP (\$1,000)</b>					
Grains, oilseeds, dry beans, and dry peas	(D)	(D)	102	(D)	2,871
Tobacco	-	-	4	-	560
Cotton and cottonseed	-	-	-	-	656
Vegetables, melons, potatoes, and sweet potatoes	(D)	(D)	97	(D)	2,747
Fruits, tree nuts, and berries	(D)	(D)	93	(D)	2,638
Nursery, greenhouse, floriculture, and sod	494	45	92	1,431	2,708
Cut Christmas trees and short rotation woody crops	9	55	78	1,190	1,774
Other crops and hay	(D)	(D)	102	(D)	3,046
Poultry and eggs	(D)	(D)	98	(D)	2,918
Cattle and calves	(D)	(D)	102	(D)	3,053
Milk and other dairy products from cows	-	-	91	-	2,493
Hogs and pigs	(D)	(D)	102	(D)	2,919
Sheep, goats, and their products	17	61	101	2,024	2,997
Horses, ponies, mules, burros, and donkeys	73	57	100	2,065	3,014
Aquaculture	-	-	33	-	1,520
Other animals and other animal products	(D)	(D)	92	(D)	2,727
<b>TOP LIVESTOCK INVENTORY ITEMS (number)</b>					
Hogs and pigs	(D)	7	102	(D)	2,926
Turkeys	(D)	6	79	(D)	2,328
Cattle and calves	9,153	56	102	2,125	3,059
Horses and ponies	396	67	102	2,382	3,065
Sheep and lambs	381	53	101	1,622	2,867
<b>TOP CROP ITEMS (acres)</b>					
Corn for grain	160,724	19	102	59	2,592
Soybeans	154,276	15	102	55	2,076
Forage - land used for all hay and haylage, grass silage, and greenchop	3,537	76	102	2,512	3,059
All Wheat for grain	1,366	69	102	1,436	2,517
Corn for silage	382	64	100	1,523	2,307

**Other County Highlights**

Economic Characteristics	Quantity
Farms by value of sales	
Less than \$1,000	92
\$1,000 to \$2,499	32
\$2,500 to \$4,999	33
\$5,000 to \$9,999	54
\$10,000 to \$19,999	52
\$20,000 to \$24,999	22
\$25,000 to \$39,999	31
\$40,000 to \$49,999	25
\$50,000 to \$99,999	74
\$100,000 to \$249,999	126
\$250,000 to \$499,999	92
\$500,000 or more	34
Total farm production expenses (\$1,000)	102,356
Average per farm (\$)	153,458
Net cash farm income of operation (\$1,000)	46,383
Average per farm (\$)	69,540

Operator Characteristics	Quantity
Principal operators by primary occupation:	
Farming	470
Other	197
Principal operators by sex:	
Male	620
Female	47
Average age of principal operator (years)	55.0
All operators <sup>2</sup> by race:	
White	893
Black or African American	-
American Indian or Alaska Native	-
Native Hawaiian or Other Pacific Islander	-
Asian	-
More than one race	1
All operators <sup>2</sup> of Spanish, Hispanic, or Latino Origin	2

(D) Cannot be disclosed. (Z) Less than half of the unit shown. See "Census of Agriculture, Volume 1, Geographic Area Series" for complete footnotes.

<sup>1</sup> Universe is number of counties in state or U.S. with item.

<sup>2</sup> Data were collected for a maximum of three operators per farm.