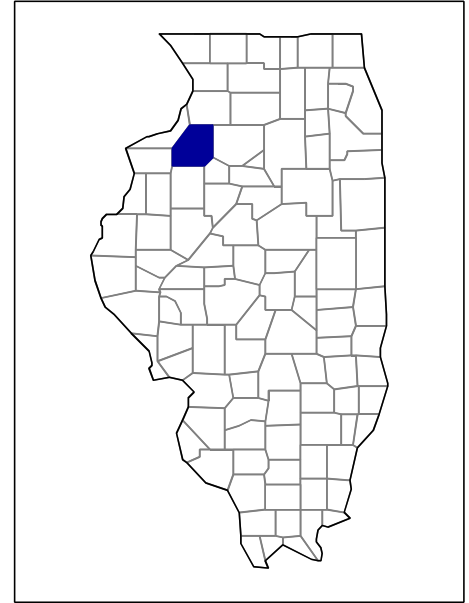


# 2002 Census of Agriculture County Profile

## Henry, Illinois



### Number of farms

1,284 farms in 2002, 1,445 farms in 1997, down 11 percent.

### Land in farms

481,311 acres in 2002, 467,762 acres in 1997, up 3 percent.

### Average size of farm

375 acres in 2002, 324 acres in 1997, up 16 percent.

### Market Value of Production

\$180,487,000 in 2002, \$182,903,000 in 1997, down 1 percent.

Crop sales accounted for \$114,795,000 of the total value in 2002.

Livestock sales accounted for \$65,692,000 of the total value in 2002.

### Market Value of Production, average per farm

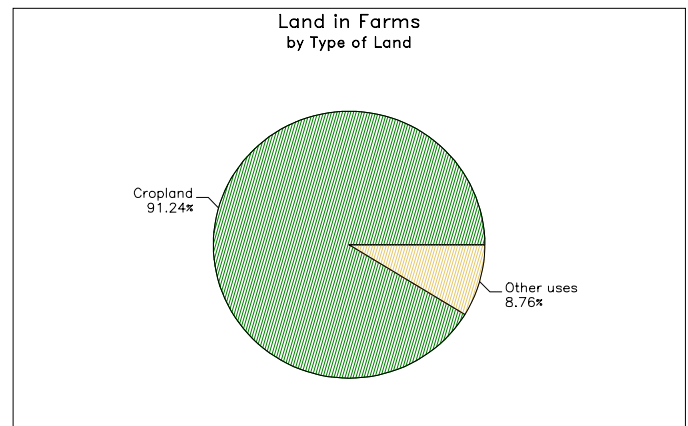
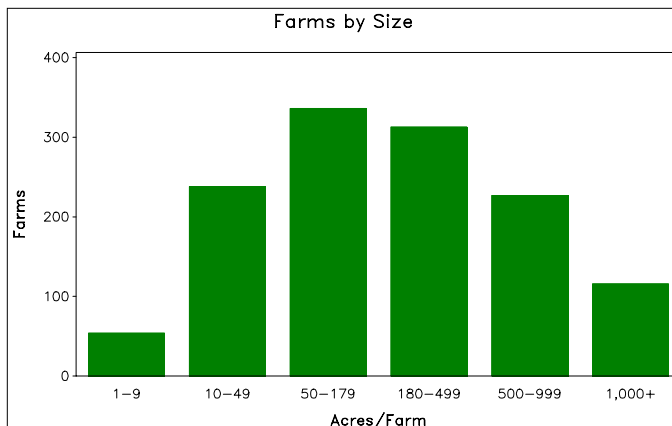
\$140,566 in 2002, \$126,577 in 1997, up 11 percent.

### Government Payments

\$9,455,000 in 2002, \$8,670,000 in 1997, up 9 percent.

### Government Payments, average per farm receiving payments

\$10,505 in 2002, \$8,525 in 1997, up 23 percent.



**2002 Census of Agriculture  
County Profile  
United States Department of Agriculture, Illinois Agricultural Statistics Service**

**Henry, Illinois**

**Ranked items among the 102 state counties and 3,078 U.S. counties, 2002**

Item	Quantity	State Rank	Universe <sup>1</sup>	U.S. Rank	Universe <sup>1</sup>
<b>MARKET VALUE OF AGRICULTURAL PRODUCTS SOLD (\$1,000)</b>					
Total value of agricultural products sold	180,487	5	102	177	3,075
Value of crops including nursery and greenhouse	114,795	9	102	97	3,070
Value of livestock, poultry, and their products	65,692	3	102	387	3,070
<b>VALUE OF SALES BY COMMODITY GROUP (\$1,000)</b>					
Grains, oilseeds, dry beans, and dry peas	112,868	9	102	14	2,871
Tobacco	-	-	4	-	560
Cotton and cottonseed	-	-	-	-	656
Vegetables, melons, potatoes, and sweet potatoes	(D)	(D)	97	(D)	2,747
Fruits, tree nuts, and berries	18	72	93	1,994	2,638
Nursery, greenhouse, floriculture, and sod	510	43	92	1,417	2,708
Cut Christmas trees and short rotation woody crops	22	39	78	916	1,774
Other crops and hay	(D)	(D)	102	(D)	3,046
Poultry and eggs	31	44	98	1,583	2,918
Cattle and calves	33,002	3	102	264	3,053
Milk and other dairy products from cows	(D)	(D)	91	(D)	2,493
Hogs and pigs	32,019	4	102	90	2,919
Sheep, goats, and their products	242	1	101	362	2,997
Horses, ponies, mules, burros, and donkeys	(D)	(D)	100	(D)	3,014
Aquaculture	-	-	33	-	1,520
Other animals and other animal products	(D)	(D)	92	(D)	2,727
<b>TOP LIVESTOCK INVENTORY ITEMS (number)</b>					
Hogs and pigs	177,798	3	102	72	2,926
Cattle and calves	39,537	5	102	787	3,059
Sheep and lambs	3,149	2	101	357	2,867
Quail	(D)	15	53	(D)	1,412
Pheasants <sup>3</sup>	(D)	(D)	62	(D)	1,541
<b>TOP CROP ITEMS (acres)</b>					
Corn for grain	218,570	8	102	12	2,592
Soybeans	183,246	7	102	22	2,076
Forage - land used for all hay and haylage, grass silage, and greenchop	11,473	18	102	1,635	3,059
Oats	1,861	3	90	271	2,215
Corn for silage	1,688	19	100	841	2,307

**Other County Highlights**

Economic Characteristics	Quantity	Operator Characteristics	Quantity
Farms by value of sales		Principal operators by primary occupation:	
Less than \$1,000	220	Farming	961
\$1,000 to \$2,499	38	Other	323
\$2,500 to \$4,999	52	Principal operators by sex:	
\$5,000 to \$9,999	73	Male	1,208
\$10,000 to \$19,999	79	Female	76
\$20,000 to \$24,999	35	Average age of principal operator (years)	55.0
\$25,000 to \$39,999	102	All operators <sup>2</sup> by race:	
\$40,000 to \$49,999	47	White	1,736
\$50,000 to \$99,999	168	Black or African American	-
\$100,000 to \$249,999	252	American Indian or Alaska Native	4
\$250,000 to \$499,999	148	Native Hawaiian or Other Pacific Islander	-
\$500,000 or more	70	Asian	-
Total farm production expenses (\$1,000)	155,396	More than one race	1
Average per farm (\$)	120,649	All operators <sup>2</sup> of Spanish, Hispanic, or Latino Origin	5
Net cash farm income of operation (\$1,000)	43,768		
Average per farm (\$)	33,981		

(D) Cannot be disclosed. (Z) Less than half of the unit shown. See "Census of Agriculture, Volume 1, Geographic Area Series" for complete footnotes.

<sup>1</sup> Universe is number of counties in state or U.S. with item.

<sup>2</sup> Data were collected for a maximum of three operators per farm.

<sup>3</sup> Items with a rank that cannot be disclosed are separated by a blank line, position in table does not indicate rank.