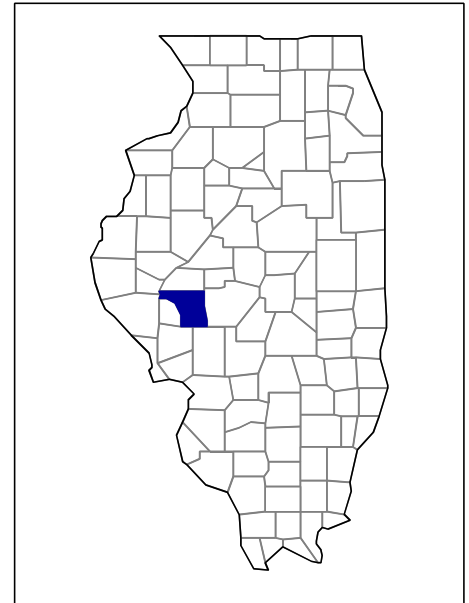




2002 Census of Agriculture County Profile

Morgan, Illinois



Number of farms

682 farms in 2002, 829 farms in 1997, down 18 percent.

Land in farms

292,740 acres in 2002, 310,643 acres in 1997, down 6 percent.

Average size of farm

429 acres in 2002, 375 acres in 1997, up 14 percent.

Market Value of Production

\$84,007,000 in 2002, \$96,849,000 in 1997, down 13 percent.

Crop sales accounted for \$67,141,000 of the total value in 2002.

Livestock sales accounted for \$16,866,000 of the total value in 2002.

Market Value of Production, average per farm

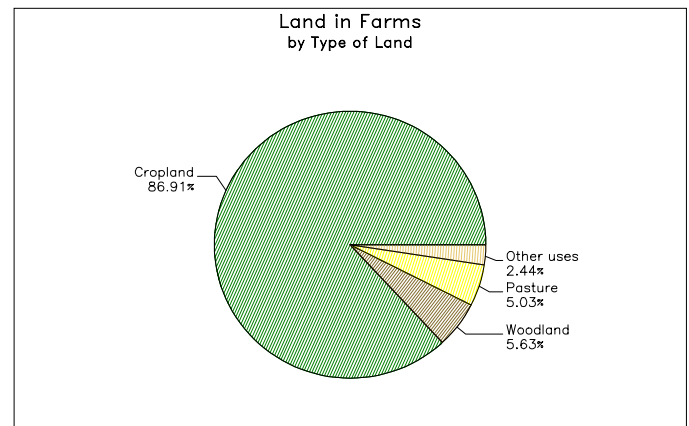
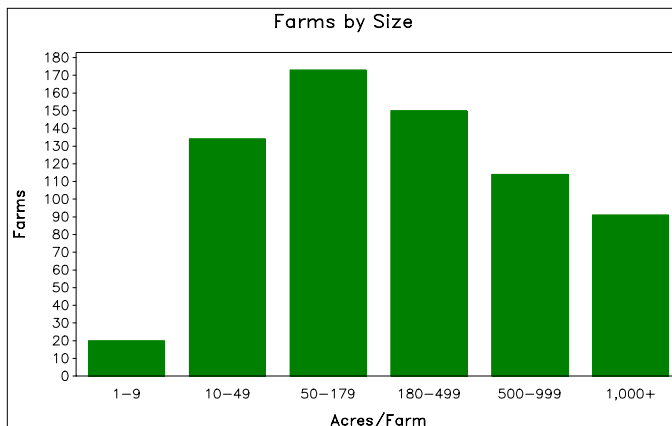
\$123,178 in 2002, \$116,826 in 1997, up 5 percent.

Government Payments

\$3,780,000 in 2002, \$3,894,000 in 1997, down 3 percent.

Government Payments, average per farm receiving payments

\$8,164 in 2002, \$6,819 in 1997, up 20 percent.



**2002 Census of Agriculture
County Profile
United States Department of Agriculture, Illinois Agricultural Statistics Service**

Morgan, Illinois

Ranked items among the 102 state counties and 3,078 U.S. counties, 2002

Item	Quantity	State Rank	Universe ¹	U.S. Rank	Universe ¹
MARKET VALUE OF AGRICULTURAL PRODUCTS SOLD (\$1,000)					
Total value of agricultural products sold	84,007	37	102	657	3,075
Value of crops including nursery and greenhouse	67,141	38	102	308	3,070
Value of livestock, poultry, and their products	16,866	36	102	1,439	3,070
VALUE OF SALES BY COMMODITY GROUP (\$1,000)					
Grains, oilseeds, dry beans, and dry peas	66,306	31	102	130	2,871
Tobacco	-	-	4	-	560
Cotton and cottonseed	-	-	-	-	656
Vegetables, melons, potatoes, and sweet potatoes	45	66	97	2,094	2,747
Fruits, tree nuts, and berries	144	28	93	1,071	2,638
Nursery, greenhouse, floriculture, and sod	414	49	92	1,502	2,708
Cut Christmas trees and short rotation woody crops	-	-	78	-	1,774
Other crops and hay	232	76	102	2,453	3,046
Poultry and eggs	9	64	98	2,019	2,918
Cattle and calves	7,267	22	102	1,224	3,053
Milk and other dairy products from cows	353	58	91	1,801	2,493
Hogs and pigs	9,174	33	102	307	2,919
Sheep, goats, and their products	26	45	101	1,726	2,997
Horses, ponies, mules, burros, and donkeys	37	81	100	2,511	3,014
Aquaculture	(D)	(D)	33	(D)	1,520
Other animals and other animal products	(D)	(D)	92	(D)	2,727
TOP LIVESTOCK INVENTORY ITEMS (number)					
Hogs and pigs	46,092	34	102	304	2,926
Cattle and calves	15,755	32	102	1,695	3,059
Layers 20 weeks old and older	542	43	101	1,840	2,983
Sheep and lambs	466	44	101	1,498	2,867
Quail ³	(D)	(D)	53	(D)	1,412
TOP CROP ITEMS (acres)					
Corn for grain	120,346	36	102	153	2,592
Soybeans	115,784	39	102	182	2,076
Forage - land used for all hay and haylage, grass silage, and greenchop	5,213	56	102	2,288	3,059
All Wheat for grain	2,182	57	102	1,257	2,517
Corn for silage	1,165	29	100	1,034	2,307

Other County Highlights

Economic Characteristics	Quantity	Operator Characteristics	Quantity
Farms by value of sales		Principal operators by primary occupation:	
Less than \$1,000	125	Farming	461
\$1,000 to \$2,499	31	Other	221
\$2,500 to \$4,999	42	Principal operators by sex:	
\$5,000 to \$9,999	40	Male	638
\$10,000 to \$19,999	59	Female	44
\$20,000 to \$24,999	20	Average age of principal operator (years)	56.0
\$25,000 to \$39,999	40	All operators ² by race:	
\$40,000 to \$49,999	24	White	924
\$50,000 to \$99,999	72	Black or African American	-
\$100,000 to \$249,999	115	American Indian or Alaska Native	-
\$250,000 to \$499,999	70	Native Hawaiian or Other Pacific Islander	2
\$500,000 or more	44	Asian	-
Total farm production expenses (\$1,000)	55,018	More than one race	1
Average per farm (\$)	80,789	All operators ² of Spanish, Hispanic, or Latino Origin	1
Net cash farm income of operation (\$1,000)	29,981		
Average per farm (\$)	44,025		

(D) Cannot be disclosed. (Z) Less than half of the unit shown. See "Census of Agriculture, Volume 1, Geographic Area Series" for complete footnotes.

¹ Universe is number of counties in state or U.S. with item.

² Data were collected for a maximum of three operators per farm.

³ Items with a rank that cannot be disclosed are separated by a blank line, position in table does not indicate rank.