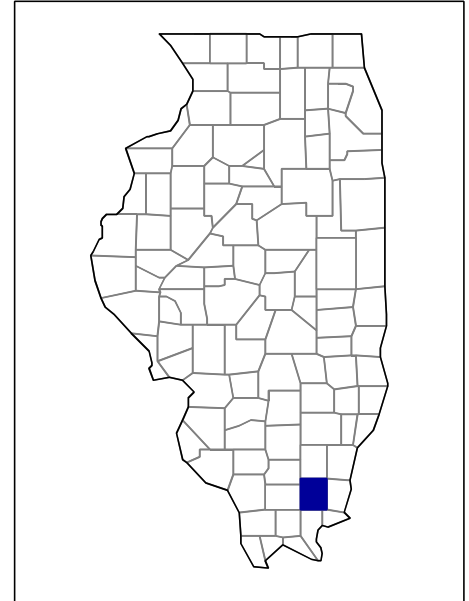




2002 Census of Agriculture County Profile

Saline, Illinois



Number of farms

446 farms in 2002, 505 farms in 1997, down 12 percent.

Land in farms

129,943 acres in 2002, 135,579 acres in 1997, down 4 percent.

Average size of farm

291 acres in 2002, 268 acres in 1997, up 9 percent.

Market Value of Production

\$20,280,000 in 2002, \$33,338,000 in 1997, down 39 percent.

Crop sales accounted for \$13,299,000 of the total value in 2002.

Livestock sales accounted for \$6,981,000 of the total value in 2002.

Market Value of Production, average per farm

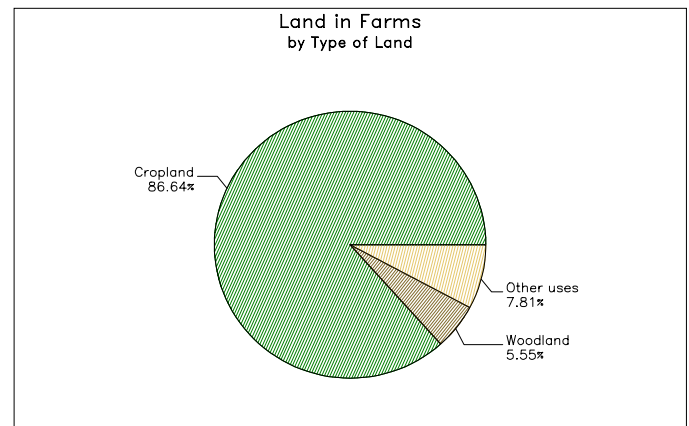
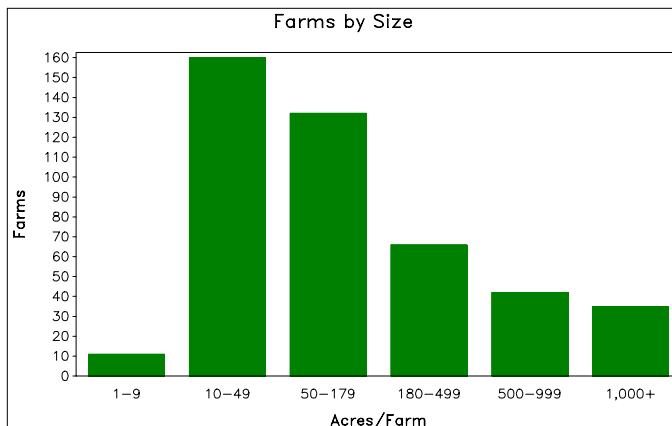
\$45,471 in 2002, \$66,016 in 1997, down 31 percent.

Government Payments

\$1,648,000 in 2002, \$1,569,000 in 1997, up 5 percent.

Government Payments, average per farm receiving payments

\$6,439 in 2002, \$5,876 in 1997, up 10 percent.



**2002 Census of Agriculture
County Profile
United States Department of Agriculture, Illinois Agricultural Statistics Service**

Saline, Illinois

Ranked items among the 102 state counties and 3,078 U.S. counties, 2002

Item	Quantity	State Rank	Universe ¹	U.S. Rank	Universe ¹
MARKET VALUE OF AGRICULTURAL PRODUCTS SOLD (\$1,000)					
Total value of agricultural products sold	20,280	93	102	2,081	3,075
Value of crops including nursery and greenhouse	13,299	93	102	1,470	3,070
Value of livestock, poultry, and their products	6,981	70	102	2,137	3,070
VALUE OF SALES BY COMMODITY GROUP (\$1,000)					
Grains, oilseeds, dry beans, and dry peas	(D)	(D)	102	(D)	2,871
Tobacco	-	-	4	-	560
Cotton and cottonseed	-	-	-	-	656
Vegetables, melons, potatoes, and sweet potatoes	12	84	97	2,441	2,747
Fruits, tree nuts, and berries	-	-	93	-	2,638
Nursery, greenhouse, floriculture, and sod	-	-	92	-	2,708
Cut Christmas trees and short rotation woody crops	(D)	(D)	78	(D)	1,774
Other crops and hay	179	83	102	2,573	3,046
Poultry and eggs	(D)	(D)	98	(D)	2,918
Cattle and calves	1,622	79	102	2,298	3,053
Milk and other dairy products from cows	(D)	(D)	91	(D)	2,493
Hogs and pigs	4,615	51	102	501	2,919
Sheep, goats, and their products	3	92	101	2,727	2,997
Horses, ponies, mules, burros, and donkeys	198	20	100	1,123	3,014
Aquaculture	(D)	(D)	33	(D)	1,520
Other animals and other animal products	(Z)	88	92	2,527	2,727
TOP LIVESTOCK INVENTORY ITEMS (number)					
Hogs and pigs	19,520	58	102	527	2,926
Quail	(D)	3	53	(D)	1,412
Cattle and calves	6,667	68	102	2,361	3,059
Pheasants	(D)	6	62	(D)	1,541
Layers 20 weeks old and older ³	(D)	(D)	101	(D)	2,983
TOP CROP ITEMS (acres)					
Soybeans	54,206	83	102	536	2,076
Corn for grain	38,210	87	102	589	2,592
Forage - land used for all hay and haylage, grass silage, and greenchop	6,767	40	102	2,092	3,059
Popcorn	807	6	44	84	412
All Wheat for grain	537	88	102	1,768	2,517

Other County Highlights

Economic Characteristics	Quantity	Operator Characteristics	Quantity
Farms by value of sales		Principal operators by primary occupation:	
Less than \$1,000	159	Farming	221
\$1,000 to \$2,499	54	Other	225
\$2,500 to \$4,999	42	Principal operators by sex:	
\$5,000 to \$9,999	33	Male	408
\$10,000 to \$19,999	31	Female	38
\$20,000 to \$24,999	7	Average age of principal operator (years)	55.7
\$25,000 to \$39,999	20	All operators ² by race:	
\$40,000 to \$49,999	12	White	589
\$50,000 to \$99,999	31	Black or African American	1
\$100,000 to \$249,999	37	American Indian or Alaska Native	-
\$250,000 to \$499,999	12	Native Hawaiian or Other Pacific Islander	-
\$500,000 or more	8	Asian	-
Total farm production expenses (\$1,000)	23,862	More than one race	3
Average per farm (\$)	53,264	All operators ² of Spanish, Hispanic, or Latino Origin	1
Net cash farm income of operation (\$1,000)	-1,190		
Average per farm (\$)	-2,656		

(D) Cannot be disclosed. (Z) Less than half of the unit shown. See "Census of Agriculture, Volume 1, Geographic Area Series" for complete footnotes.

¹ Universe is number of counties in state or U.S. with item.

² Data were collected for a maximum of three operators per farm.

³ Items with a rank that cannot be disclosed are separated by a blank line, position in table does not indicate rank.