



# 2002 Census of Agriculture County Profile

## Dubois, Indiana

### Number of farms

758 farms in 2002, 903 farms in 1997, down 16 percent.

### Land in farms

188,972 acres in 2002, 195,738 acres in 1997, down 3 percent.

### Average size of farm

249 acres in 2002, 217 acres in 1997, up 15 percent.

### Market Value of Production

\$105,258,000 in 2002, \$144,638,000 in 1997, down 27 percent.

Crop sales accounted for \$20,262,000 of the total value in 2002.

Livestock sales accounted for \$84,996,000 of the total value in 2002.

### Market Value of Production, average per farm

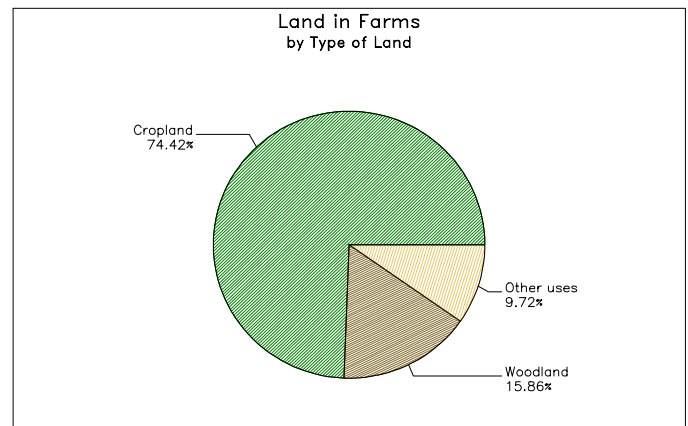
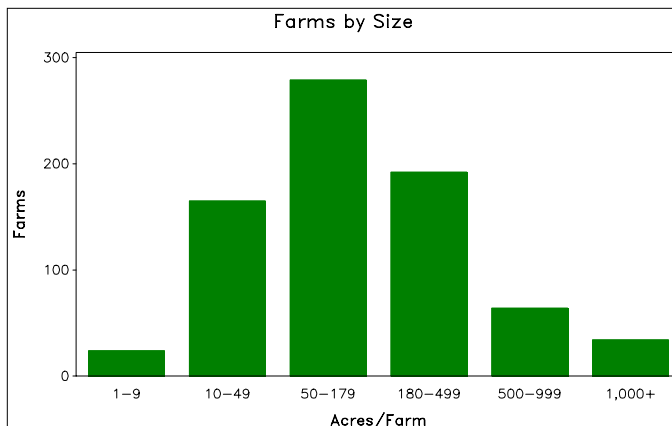
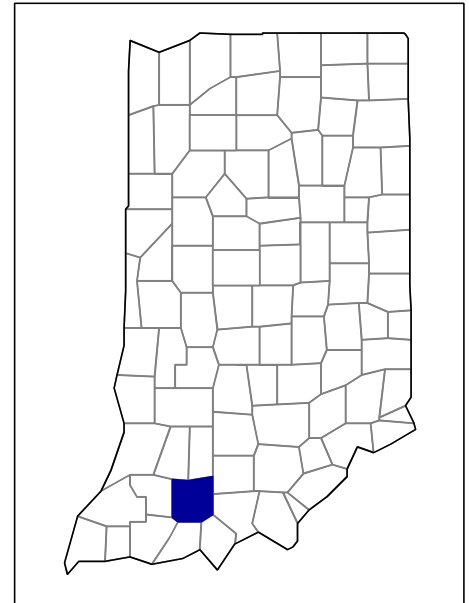
\$138,863 in 2002, \$160,175 in 1997, down 13 percent.

### Government Payments

\$2,621,000 in 2002, \$2,431,000 in 1997, up 8 percent.

### Government Payments, average per farm receiving payments

\$6,754 in 2002, \$5,378 in 1997, up 26 percent.



**2002 Census of Agriculture  
County Profile  
United States Department of Agriculture, Indiana Agricultural Statistics Service**

**Dubois, Indiana**

**Ranked items among the 92 state counties and 3,078 U.S. counties, 2002**

Item	Quantity	State Rank	Universe <sup>1</sup>	U.S. Rank	Universe <sup>1</sup>
<b>MARKET VALUE OF AGRICULTURAL PRODUCTS SOLD (\$1,000)</b>					
Total value of agricultural products sold	105,258	8	92	469	3,075
Value of crops including nursery and greenhouse	20,262	64	92	1,155	3,070
Value of livestock, poultry, and their products	84,996	2	92	266	3,070
<b>VALUE OF SALES BY COMMODITY GROUP (\$1,000)</b>					
Grains, oilseeds, dry beans, and dry peas	19,404	63	92	691	2,871
Tobacco	-	-	35	-	560
Cotton and cottonseed	-	-	-	-	656
Vegetables, melons, potatoes, and sweet potatoes	(D)	(D)	88	(D)	2,747
Fruits, tree nuts, and berries	(D)	(D)	86	(D)	2,638
Nursery, greenhouse, floriculture, and sod	147	74	91	1,946	2,708
Cut Christmas trees and short rotation woody crops	20	31	73	965	1,774
Other crops and hay	626	22	92	1,683	3,046
Poultry and eggs	54,776	1	91	119	2,918
Cattle and calves	9,235	7	92	1,046	3,053
Milk and other dairy products from cows	6,554	11	87	515	2,493
Hogs and pigs	14,351	12	92	211	2,919
Sheep, goats, and their products	(D)	(D)	92	(D)	2,997
Horses, ponies, mules, burros, and donkeys	55	75	91	2,298	3,014
Aquaculture	-	-	33	-	1,520
Other animals and other animal products	(D)	(D)	88	(D)	2,727
<b>TOP LIVESTOCK INVENTORY ITEMS (number)</b>					
Turkeys	1,399,776	1	77	13	2,328
Layers 20 weeks old and older	1,371,210	9	92	69	2,983
Hogs and pigs	84,659	13	92	185	2,926
Cattle and calves	26,481	3	92	1,171	3,059
Horses and ponies	387	77	92	2,404	3,065
<b>TOP CROP ITEMS (acres)</b>					
Corn for grain	56,195	46	92	447	2,592
Soybeans	48,360	62	92	562	2,076
Forage - land used for all hay and haylage, grass silage, and greenchop	18,221	7	92	1,194	3,059
All Wheat for grain	5,838	10	92	854	2,517
Corn for silage	3,376	8	91	511	2,307

**Other County Highlights**

Economic Characteristics	Quantity
Farms by value of sales	
Less than \$1,000	139
\$1,000 to \$2,499	60
\$2,500 to \$4,999	63
\$5,000 to \$9,999	85
\$10,000 to \$19,999	91
\$20,000 to \$24,999	27
\$25,000 to \$39,999	37
\$40,000 to \$49,999	18
\$50,000 to \$99,999	55
\$100,000 to \$249,999	80
\$250,000 to \$499,999	48
\$500,000 or more	55
Total farm production expenses (\$1,000)	88,861
Average per farm (\$)	116,922
Net cash farm income of operation (\$1,000)	18,763
Average per farm (\$)	24,689

Operator Characteristics	Quantity
Principal operators by primary occupation:	
Farming	437
Other	321
Principal operators by sex:	
Male	720
Female	38
Average age of principal operator (years)	53.7
All operators <sup>2</sup> by race:	
White	1,052
Black or African American	-
American Indian or Alaska Native	-
Native Hawaiian or Other Pacific Islander	-
Asian	-
More than one race	-
All operators <sup>2</sup> of Spanish, Hispanic, or Latino Origin	4

(D) Cannot be disclosed. (Z) Less than half of the unit shown. See "Census of Agriculture, Volume 1, Geographic Area Series" for complete footnotes.

<sup>1</sup> Universe is number of counties in state or U.S. with item.

<sup>2</sup> Data were collected for a maximum of three operators per farm.