

2002 Census of Agriculture County Profile

Benton, Indiana

Number of farms

394 farms in 2002, 466 farms in 1997, down 15 percent.

Land in farms

247,998 acres in 2002, 260,029 acres in 1997, down 5 percent.

Average size of farm

629 acres in 2002, 558 acres in 1997, up 13 percent.

Market Value of Production

\$69,582,000 in 2002, \$80,344,000 in 1997, down 13 percent.

Crop sales accounted for \$67,171,000 of the total value in 2002.

Livestock sales accounted for \$2,411,000 of the total value in 2002.

Market Value of Production, average per farm

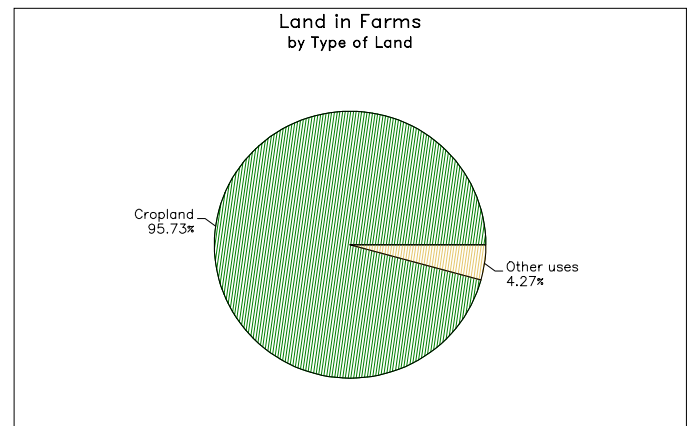
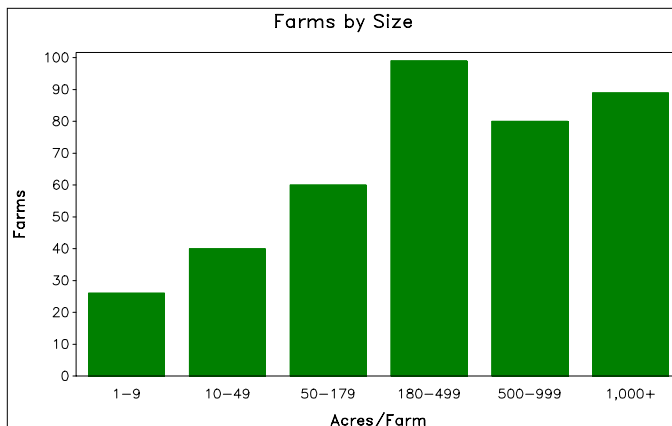
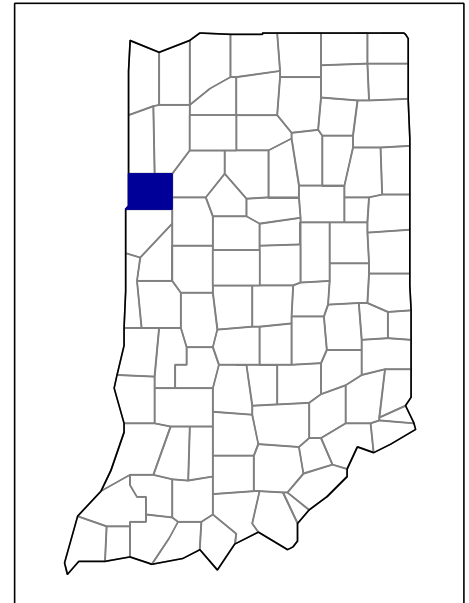
\$176,604 in 2002, \$172,413 in 1997, up 2 percent.

Government Payments

\$3,236,000 in 2002, \$3,309,000 in 1997, down 2 percent.

Government Payments, average per farm receiving payments

\$10,858 in 2002, \$8,707 in 1997, up 25 percent.



**2002 Census of Agriculture
County Profile
United States Department of Agriculture, Indiana Agricultural Statistics Service**

Benton, Indiana

Ranked items among the 92 state counties and 3,078 U.S. counties, 2002

Item	Quantity	State Rank	Universe ¹	U.S. Rank	Universe ¹
MARKET VALUE OF AGRICULTURAL PRODUCTS SOLD (\$1,000)					
Total value of agricultural products sold	69,582	26	92	811	3,075
Value of crops including nursery and greenhouse	67,171	7	92	306	3,070
Value of livestock, poultry, and their products	2,411	84	92	2,648	3,070
VALUE OF SALES BY COMMODITY GROUP (\$1,000)					
Grains, oilseeds, dry beans, and dry peas	66,978	5	92	125	2,871
Tobacco	-	-	35	-	560
Cotton and cottonseed	-	-	-	-	656
Vegetables, melons, potatoes, and sweet potatoes	-	-	88	-	2,747
Fruits, tree nuts, and berries	-	-	86	-	2,638
Nursery, greenhouse, floriculture, and sod	(D)	(D)	91	(D)	2,708
Cut Christmas trees and short rotation woody crops	-	-	73	-	1,774
Other crops and hay	(D)	(D)	92	(D)	3,046
Poultry and eggs	(D)	(D)	91	(D)	2,918
Cattle and calves	852	77	92	2,611	3,053
Milk and other dairy products from cows	-	-	87	-	2,493
Hogs and pigs	1,513	67	92	787	2,919
Sheep, goats, and their products	37	42	92	1,488	2,997
Horses, ponies, mules, burros, and donkeys	(D)	(D)	91	(D)	3,014
Aquaculture	-	-	33	-	1,520
Other animals and other animal products	(D)	(D)	88	(D)	2,727
TOP LIVESTOCK INVENTORY ITEMS (number)					
Hogs and pigs	7,223	71	92	811	2,926
Cattle and calves	2,472	82	92	2,766	3,059
Sheep and lambs	594	46	92	1,340	2,867
Horses and ponies	183	91	92	2,849	3,065
Layers 20 weeks old and older ³	(D)	(D)	92	(D)	2,983
TOP CROP ITEMS (acres)					
Corn for grain	116,077	4	92	167	2,592
Soybeans	114,213	8	92	191	2,076
Forage - land used for all hay and haylage, grass silage, and greenchop	1,418	87	92	2,815	3,059
Popcorn	1,189	17	48	61	412
All Wheat for grain	256	88	92	1,979	2,517

Other County Highlights

Economic Characteristics	Quantity	Operator Characteristics	Quantity
Farms by value of sales		Principal operators by primary occupation:	
Less than \$1,000	39	Farming	280
\$1,000 to \$2,499	14	Other	114
\$2,500 to \$4,999	7		
\$5,000 to \$9,999	17	Principal operators by sex:	
\$10,000 to \$19,999	13	Male	373
\$20,000 to \$24,999	8	Female	21
\$25,000 to \$39,999	20		
\$40,000 to \$49,999	20	Average age of principal operator (years)	53.8
\$50,000 to \$99,999	54		
\$100,000 to \$249,999	101	All operators ² by race:	
\$250,000 to \$499,999	65	White	562
\$500,000 or more	36	Black or African American	2
Total farm production expenses (\$1,000)	49,548	American Indian or Alaska Native	-
Average per farm (\$)	125,438	Native Hawaiian or Other Pacific Islander	-
		Asian	-
Net cash farm income of operation (\$1,000)	23,590	More than one race	2
Average per farm (\$)	59,722	All operators ² of Spanish, Hispanic, or Latino Origin	3

(D) Cannot be disclosed. (Z) Less than half of the unit shown. See "Census of Agriculture, Volume 1, Geographic Area Series" for complete footnotes.

¹ Universe is number of counties in state or U.S. with item.

² Data were collected for a maximum of three operators per farm.

³ Items with a rank that cannot be disclosed are separated by a blank line, position in table does not indicate rank.