



# 2002 Census of Agriculture County Profile

## Jennings, Indiana

### Number of farms

669 farms in 2002, 718 farms in 1997, down 7 percent.

### Land in farms

142,609 acres in 2002, 134,975 acres in 1997, up 6 percent.

### Average size of farm

213 acres in 2002, 188 acres in 1997, up 13 percent.

### Market Value of Production

\$40,822,000 in 2002, \$45,556,000 in 1997, down 10 percent.

Crop sales accounted for \$20,551,000 of the total value in 2002.

Livestock sales accounted for \$20,271,000 of the total value in 2002.

### Market Value of Production, average per farm

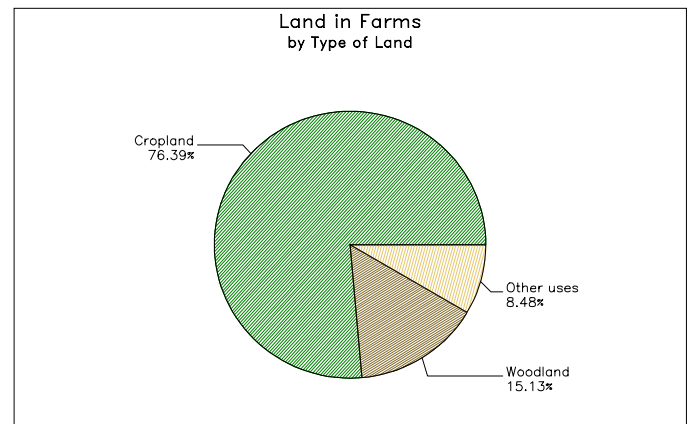
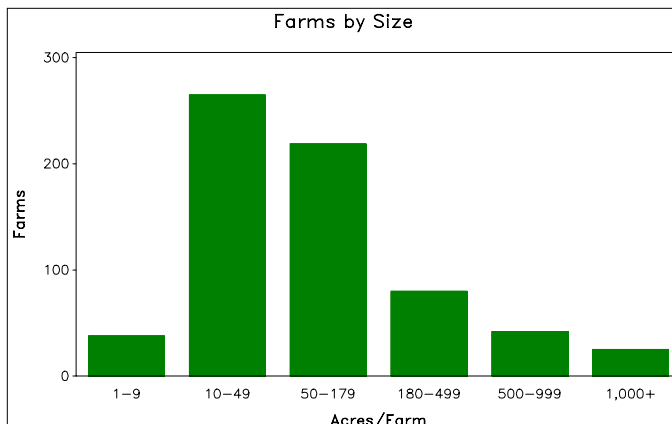
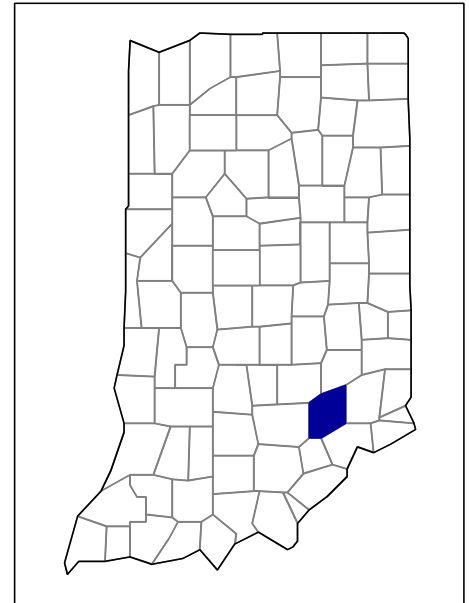
\$61,019 in 2002, \$63,448 in 1997, down 4 percent.

### Government Payments

\$1,561,000 in 2002, \$1,475,000 in 1997, up 6 percent.

### Government Payments, average per farm receiving payments

\$5,912 in 2002, \$4,179 in 1997, up 41 percent.



**2002 Census of Agriculture  
County Profile  
United States Department of Agriculture, Indiana Agricultural Statistics Service**

**Jennings, Indiana**

**Ranked items among the 92 state counties and 3,078 U.S. counties, 2002**

Item	Quantity	State Rank	Universe <sup>1</sup>	U.S. Rank	Universe <sup>1</sup>
<b>MARKET VALUE OF AGRICULTURAL PRODUCTS SOLD (\$1,000)</b>					
Total value of agricultural products sold	40,822	57	92	1,411	3,075
Value of crops including nursery and greenhouse	20,551	63	92	1,143	3,070
Value of livestock, poultry, and their products	20,271	30	92	1,286	3,070
<b>VALUE OF SALES BY COMMODITY GROUP (\$1,000)</b>					
Grains, oilseeds, dry beans, and dry peas	(D)	(D)	92	(D)	2,871
Tobacco	402	12	35	329	560
Cotton and cottonseed	-	-	-	-	656
Vegetables, melons, potatoes, and sweet potatoes	97	59	88	1,742	2,747
Fruits, tree nuts, and berries	(D)	(D)	86	(D)	2,638
Nursery, greenhouse, floriculture, and sod	293	61	91	1,661	2,708
Cut Christmas trees and short rotation woody crops	(D)	(D)	73	(D)	1,774
Other crops and hay	(D)	(D)	92	(D)	3,046
Poultry and eggs	(D)	(D)	91	(D)	2,918
Cattle and calves	(D)	(D)	92	(D)	3,053
Milk and other dairy products from cows	343	73	87	1,815	2,493
Hogs and pigs	894	72	92	903	2,919
Sheep, goats, and their products	29	49	92	1,662	2,997
Horses, ponies, mules, burros, and donkeys	78	59	91	2,002	3,014
Aquaculture	(D)	(D)	33	(D)	1,520
Other animals and other animal products	2	76	88	2,346	2,727
<b>TOP LIVESTOCK INVENTORY ITEMS (number)</b>					
Layers 20 weeks old and older	(D)	8	92	(D)	2,983
Cattle and calves	10,250	31	92	2,027	3,059
Hogs and pigs	4,646	73	92	912	2,926
Horses and ponies	933	35	92	1,378	3,065
Quail	(D)	5	49	(D)	1,412
<b>TOP CROP ITEMS (acres)</b>					
Soybeans	53,557	57	92	539	2,076
Corn for grain	33,463	65	92	627	2,592
Forage - land used for all hay and haylage, grass silage, and greenchop	7,423	31	92	2,021	3,059
All Wheat for grain	1,484	64	92	1,396	2,517
Corn for silage	549	48	91	1,385	2,307

**Other County Highlights**

Economic Characteristics	Quantity
Farms by value of sales	
Less than \$1,000	211
\$1,000 to \$2,499	100
\$2,500 to \$4,999	77
\$5,000 to \$9,999	73
\$10,000 to \$19,999	55
\$20,000 to \$24,999	12
\$25,000 to \$39,999	18
\$40,000 to \$49,999	19
\$50,000 to \$99,999	38
\$100,000 to \$249,999	36
\$250,000 to \$499,999	22
\$500,000 or more	8
Total farm production expenses (\$1,000)	41,060
Average per farm (\$)	61,467
Net cash farm income of operation (\$1,000)	4,605
Average per farm (\$)	6,893

Operator Characteristics	Quantity
Principal operators by primary occupation:	
Farming	349
Other	320
Principal operators by sex:	
Male	631
Female	38
Average age of principal operator (years)	53.2
All operators <sup>2</sup> by race:	
White	926
Black or African American	-
American Indian or Alaska Native	-
Native Hawaiian or Other Pacific Islander	-
Asian	-
More than one race	2
All operators <sup>2</sup> of Spanish, Hispanic, or Latino Origin	7

(D) Cannot be disclosed. (Z) Less than half of the unit shown. See "Census of Agriculture, Volume 1, Geographic Area Series" for complete footnotes.

<sup>1</sup> Universe is number of counties in state or U.S. with item.

<sup>2</sup> Data were collected for a maximum of three operators per farm.