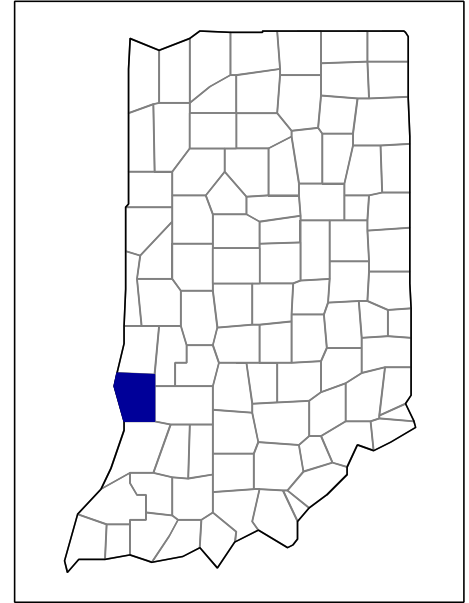


# 2002 Census of Agriculture County Profile

## Sullivan, Indiana



### Number of farms

437 farms in 2002, 540 farms in 1997, down 19 percent.

### Land in farms

178,617 acres in 2002, 181,101 acres in 1997, down 1 percent.

### Average size of farm

409 acres in 2002, 335 acres in 1997, up 22 percent.

### Market Value of Production

\$38,419,000 in 2002, \$44,677,000 in 1997, down 14 percent.

Crop sales accounted for \$33,703,000 of the total value in 2002.

Livestock sales accounted for \$4,717,000 of the total value in 2002.

### Market Value of Production, average per farm

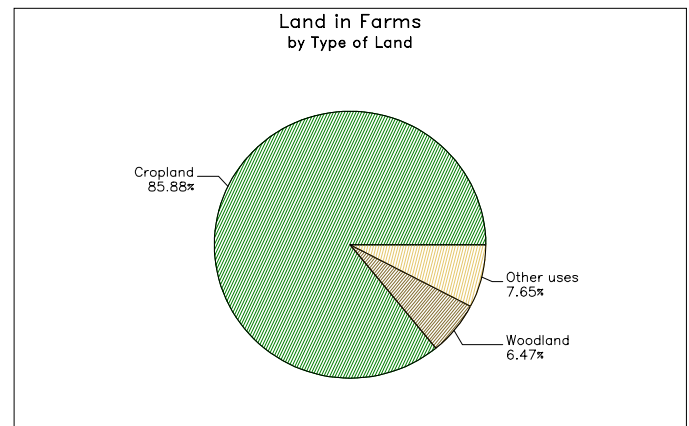
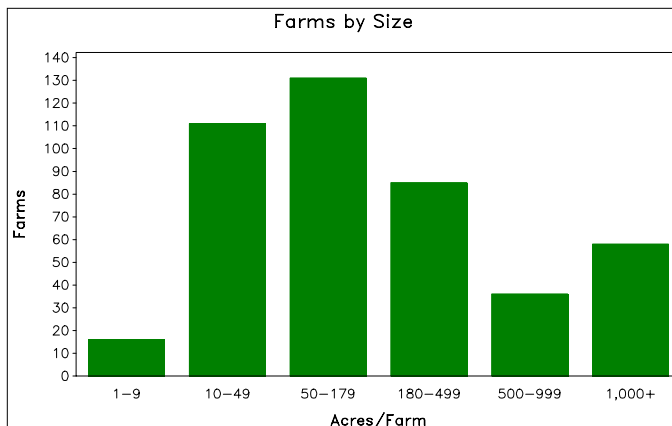
\$87,916 in 2002, \$82,735 in 1997, up 6 percent.

### Government Payments

\$2,372,000 in 2002, \$1,962,000 in 1997, up 21 percent.

### Government Payments, average per farm receiving payments

\$10,360 in 2002, \$6,093 in 1997, up 70 percent.



**2002 Census of Agriculture  
County Profile  
United States Department of Agriculture, Indiana Agricultural Statistics Service**

**Sullivan, Indiana**

**Ranked items among the 92 state counties and 3,078 U.S. counties, 2002**

Item	Quantity	State Rank	Universe <sup>1</sup>	U.S. Rank	Universe <sup>1</sup>
<b>MARKET VALUE OF AGRICULTURAL PRODUCTS SOLD (\$1,000)</b>					
Total value of agricultural products sold	38,419	60	92	1,473	3,075
Value of crops including nursery and greenhouse	33,703	46	92	778	3,070
Value of livestock, poultry, and their products	4,717	74	92	2,373	3,070
<b>VALUE OF SALES BY COMMODITY GROUP (\$1,000)</b>					
Grains, oilseeds, dry beans, and dry peas	31,256	41	92	465	2,871
Tobacco	-	-	35	-	560
Cotton and cottonseed	-	-	-	-	656
Vegetables, melons, potatoes, and sweet potatoes	(D)	(D)	88	(D)	2,747
Fruits, tree nuts, and berries	(D)	(D)	86	(D)	2,638
Nursery, greenhouse, floriculture, and sod	(D)	(D)	91	(D)	2,708
Cut Christmas trees and short rotation woody crops	(D)	(D)	73	(D)	1,774
Other crops and hay	(D)	(D)	92	(D)	3,046
Poultry and eggs	(D)	(D)	91	(D)	2,918
Cattle and calves	1,329	72	92	2,416	3,053
Milk and other dairy products from cows	(D)	(D)	87	(D)	2,493
Hogs and pigs	1,937	62	92	723	2,919
Sheep, goats, and their products	15	66	92	2,084	2,997
Horses, ponies, mules, burros, and donkeys	41	79	91	2,456	3,014
Aquaculture	-	-	33	-	1,520
Other animals and other animal products	(D)	(D)	88	(D)	2,727
<b>TOP LIVESTOCK INVENTORY ITEMS (number)</b>					
Turkeys	(D)	16	77	(D)	2,328
Hogs and pigs	11,159	61	92	684	2,926
Cattle and calves	4,522	69	92	2,571	3,059
Horses and ponies	455	75	92	2,256	3,065
Quail	(D)	8	49	(D)	1,412
<b>TOP CROP ITEMS (acres)</b>					
Soybeans	70,539	40	92	425	2,076
Corn for grain	61,885	41	92	405	2,592
All Wheat for grain	3,975	21	92	1,008	2,517
Forage - land used for all hay and haylage, grass silage, and greenchop	3,640	66	92	2,495	3,059
All Vegetables harvested	1,648	5	88	323	2,710

**Other County Highlights**

Economic Characteristics	Quantity
Farms by value of sales	
Less than \$1,000	102
\$1,000 to \$2,499	50
\$2,500 to \$4,999	28
\$5,000 to \$9,999	36
\$10,000 to \$19,999	34
\$20,000 to \$24,999	4
\$25,000 to \$39,999	21
\$40,000 to \$49,999	21
\$50,000 to \$99,999	47
\$100,000 to \$249,999	43
\$250,000 to \$499,999	33
\$500,000 or more	18
Total farm production expenses (\$1,000)	35,051
Average per farm (\$)	79,480
Net cash farm income of operation (\$1,000)	7,988
Average per farm (\$)	18,113

Operator Characteristics	Quantity
Principal operators by primary occupation:	
Farming	271
Other	166
Principal operators by sex:	
Male	410
Female	27
Average age of principal operator (years)	56.0
All operators <sup>2</sup> by race:	
White	628
Black or African American	-
American Indian or Alaska Native	-
Native Hawaiian or Other Pacific Islander	-
Asian	-
More than one race	1
All operators <sup>2</sup> of Spanish, Hispanic, or Latino Origin	-

(D) Cannot be disclosed. (Z) Less than half of the unit shown. See "Census of Agriculture, Volume 1, Geographic Area Series" for complete footnotes.

<sup>1</sup> Universe is number of counties in state or U.S. with item.

<sup>2</sup> Data were collected for a maximum of three operators per farm.