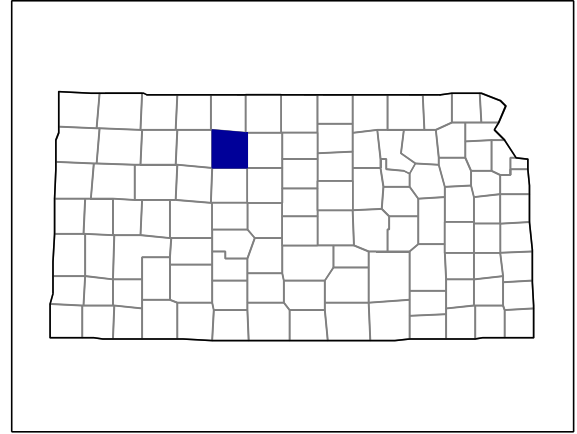




# 2002 Census of Agriculture County Profile

## Rooks, Kansas



### Number of farms

485 farms in 2002, 445 farms in 1997, up 9 percent.

### Land in farms

560,342 acres in 2002, 554,392 acres in 1997, up 1 percent.

### Average size of farm

1,155 acres in 2002, 1,246 acres in 1997, down 7 percent.

### Market Value of Production

\$40,153,000 in 2002, \$41,080,000 in 1997, down 2 percent.

Crop sales accounted for \$13,764,000 of the total value in 2002.

Livestock sales accounted for \$26,389,000 of the total value in 2002.

### Market Value of Production, average per farm

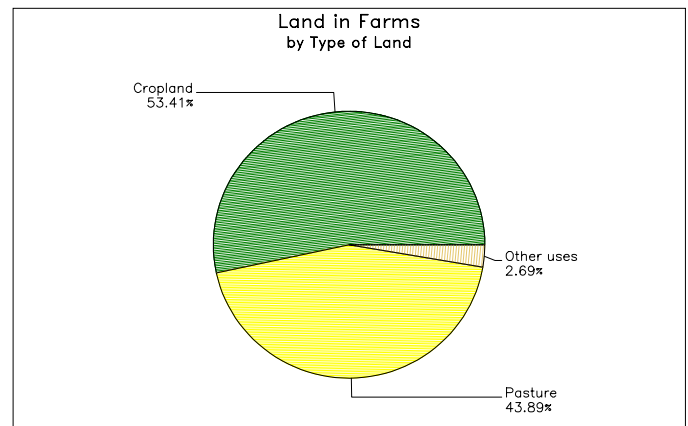
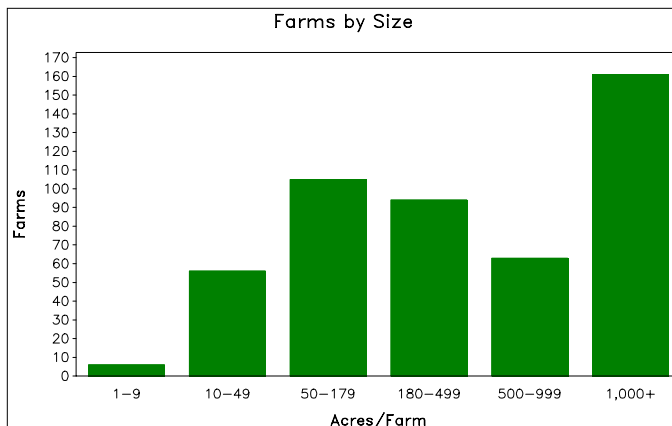
\$82,790 in 2002, \$92,314 in 1997, down 10 percent.

### Government Payments

\$3,234,000 in 2002, \$3,478,000 in 1997, down 7 percent.

### Government Payments, average per farm receiving payments

\$8,671 in 2002, \$9,298 in 1997, down 7 percent.



**2002 Census of Agriculture  
County Profile  
United States Department of Agriculture, Kansas Agricultural Statistics Service**

**Rooks, Kansas**

**Ranked items among the 105 state counties and 3,078 U.S. counties, 2002**

Item	Quantity	State Rank	Universe <sup>1</sup>	U.S. Rank	Universe <sup>1</sup>
<b>MARKET VALUE OF AGRICULTURAL PRODUCTS SOLD (\$1,000)</b>					
Total value of agricultural products sold	40,153	69	105	1,425	3,075
Value of crops including nursery and greenhouse	13,764	74	105	1,446	3,070
Value of livestock, poultry, and their products	26,389	59	105	1,040	3,070
<b>VALUE OF SALES BY COMMODITY GROUP (\$1,000)</b>					
Grains, oilseeds, dry beans, and dry peas	12,247	74	105	912	2,871
Tobacco	-	-	5	-	560
Cotton and cottonseed	-	-	28	-	656
Vegetables, melons, potatoes, and sweet potatoes	(D)	(D)	66	(D)	2,747
Fruits, tree nuts, and berries	-	-	52	-	2,638
Nursery, greenhouse, floriculture, and sod	(D)	(D)	77	(D)	2,708
Cut Christmas trees and short rotation woody crops	-	-	40	-	1,774
Other crops and hay	(D)	(D)	105	(D)	3,046
Poultry and eggs	(D)	(D)	100	(D)	2,918
Cattle and calves	25,777	55	105	372	3,053
Milk and other dairy products from cows	420	65	99	1,734	2,493
Hogs and pigs	(D)	(D)	105	(D)	2,919
Sheep, goats, and their products	39	42	105	1,450	2,997
Horses, ponies, mules, burros, and donkeys	28	76	105	2,645	3,014
Aquaculture	-	-	22	-	1,520
Other animals and other animal products	68	18	87	1,029	2,727
<b>TOP LIVESTOCK INVENTORY ITEMS (number)</b>					
Cattle and calves	47,759	53	105	610	3,059
Sheep and lambs	641	41	103	1,283	2,867
Horses and ponies	335	75	105	2,528	3,065
Ostriches	(D)	1	22	(D)	685
Layers 20 weeks old and older	138	83	105	2,615	2,983
<b>TOP CROP ITEMS (acres)</b>					
All Wheat for grain	83,463	46	105	165	2,517
Sorghum for grain	39,529	28	105	46	1,307
Forage - land used for all hay and haylage, grass silage, and greenchop	25,734	58	105	859	3,059
Soybeans	5,570	72	105	1,173	2,076
Corn for grain	4,742	85	105	1,296	2,592

**Other County Highlights**

Economic Characteristics	Quantity	Operator Characteristics	Quantity
Farms by value of sales		Principal operators by primary occupation:	
Less than \$1,000	141	Farming	306
\$1,000 to \$2,499	15	Other	179
\$2,500 to \$4,999	23		
\$5,000 to \$9,999	33	Principal operators by sex:	
\$10,000 to \$19,999	58	Male	453
\$20,000 to \$24,999	19	Female	32
\$25,000 to \$39,999	36		
\$40,000 to \$49,999	19	Average age of principal operator (years)	54.7
\$50,000 to \$99,999	57		
\$100,000 to \$249,999	54	All operators <sup>2</sup> by race:	
\$250,000 to \$499,999	22	White	651
\$500,000 or more	8	Black or African American	3
Total farm production expenses (\$1,000)	41,289	American Indian or Alaska Native	-
Average per farm (\$)	85,661	Native Hawaiian or Other Pacific Islander	-
		Asian	-
Net cash farm income of operation (\$1,000)	2,764	More than one race	-
Average per farm (\$)	5,735	All operators <sup>2</sup> of Spanish, Hispanic, or Latino Origin	-

(D) Cannot be disclosed. (Z) Less than half of the unit shown. See "Census of Agriculture, Volume 1, Geographic Area Series" for complete footnotes.

<sup>1</sup> Universe is number of counties in state or U.S. with item.

<sup>2</sup> Data were collected for a maximum of three operators per farm.