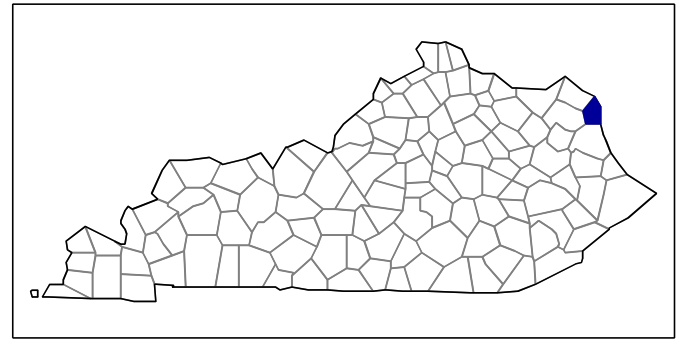




# 2002 Census of Agriculture County Profile



## Boyd, Kentucky

### Number of farms

274 farms in 2002, 251 farms in 1997, up 9 percent.

### Land in farms

33,512 acres in 2002, 29,318 acres in 1997, up 14 percent.

### Average size of farm

122 acres in 2002, 117 acres in 1997, up 4 percent.

### Market Value of Production

\$1,258,000 in 2002, \$2,585,000 in 1997, down 51 percent.

Crop sales accounted for \$440,000 of the total value in 2002.

Livestock sales accounted for \$818,000 of the total value in 2002.

### Market Value of Production, average per farm

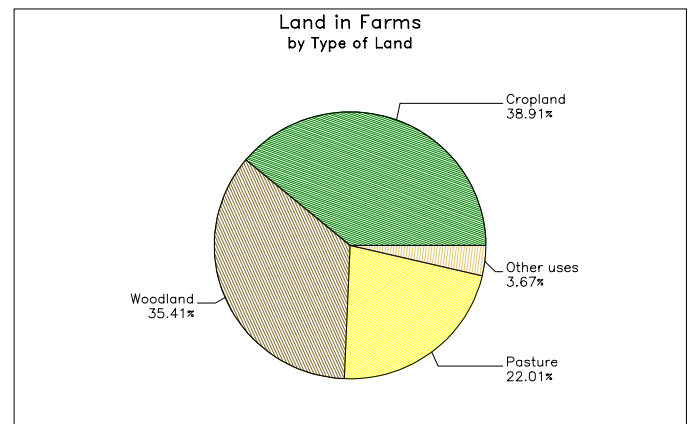
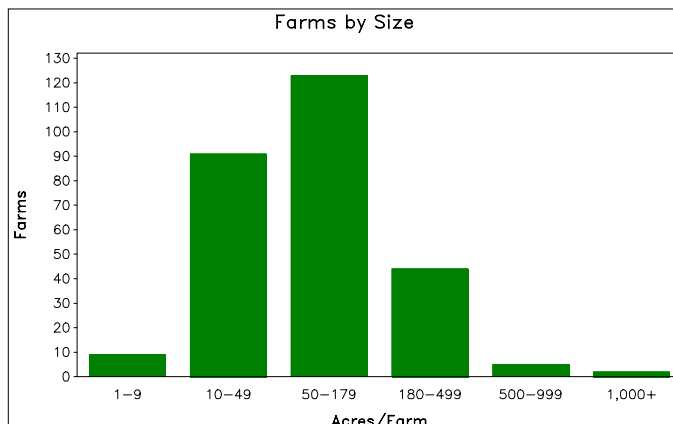
\$4,591 in 2002, \$10,300 in 1997, down 55 percent.

### Government Payments

\$51,000 in 2002, \$28,000 in 1997, up 82 percent.

### Government Payments, average per farm receiving payments

\$980 in 2002, \$3,553 in 1997, down 72 percent.



**2002 Census of Agriculture  
County Profile  
United States Department of Agriculture, Kentucky Agricultural Statistics Service**

**Boyd, Kentucky**

**Ranked items among the 120 state counties and 3,078 U.S. counties, 2002**

Item	Quantity	State Rank	Universe <sup>1</sup>	U.S. Rank	Universe <sup>1</sup>
<b>MARKET VALUE OF AGRICULTURAL PRODUCTS SOLD (\$1,000)</b>					
Total value of agricultural products sold	1,258	108	120	2,993	3,075
Value of crops including nursery and greenhouse	440	111	120	2,910	3,070
Value of livestock, poultry, and their products	818	102	120	2,898	3,070
<b>VALUE OF SALES BY COMMODITY GROUP (\$1,000)</b>					
Grains, oilseeds, dry beans, and dry peas	30	102	117	2,600	2,871
Tobacco	52	106	114	427	560
Cotton and cottonseed	-	-	-	-	656
Vegetables, melons, potatoes, and sweet potatoes	88	47	111	1,780	2,747
Fruits, tree nuts, and berries	-	-	112	-	2,638
Nursery, greenhouse, floriculture, and sod	191	56	106	1,842	2,708
Cut Christmas trees and short rotation woody crops	-	-	49	-	1,774
Other crops and hay	78	103	120	2,836	3,046
Poultry and eggs	(D)	(D)	115	(D)	2,918
Cattle and calves	549	103	120	2,727	3,053
Milk and other dairy products from cows	(D)	(D)	106	(D)	2,493
Hogs and pigs	-	-	111	-	2,919
Sheep, goats, and their products	(D)	(D)	120	(D)	2,997
Horses, ponies, mules, burros, and donkeys	239	63	118	944	3,014
Aquaculture	-	-	51	-	1,520
Other animals and other animal products	(Z)	89	100	2,527	2,727
<b>TOP LIVESTOCK INVENTORY ITEMS (number)</b>					
Cattle and calves	3,470	100	120	2,664	3,059
Horses and ponies	722	73	119	1,701	3,065
All Goats	142	99	119	2,077	2,971
Layers 20 weeks old and older	116	106	119	2,675	2,983
Rabbits	44	29	74	1,009	1,966
<b>TOP CROP ITEMS (acres)</b>					
Forage - land used for all hay and haylage, grass silage, and greenchop	3,732	104	120	2,471	3,059
Corn for grain	184	103	117	2,212	2,592
Soybeans	(D)	93	100	(D)	2,076
Nursery stock	41	26	70	992	2,129
Corn for silage	35	99	106	2,143	2,307

**Other County Highlights**

Economic Characteristics	Quantity
Farms by value of sales	
Less than \$1,000	83
\$1,000 to \$2,499	93
\$2,500 to \$4,999	40
\$5,000 to \$9,999	31
\$10,000 to \$19,999	12
\$20,000 to \$24,999	3
\$25,000 to \$39,999	6
\$40,000 to \$49,999	2
\$50,000 to \$99,999	4
\$100,000 to \$249,999	-
\$250,000 to \$499,999	-
\$500,000 or more	-
Total farm production expenses (\$1,000)	2,226
Average per farm (\$)	8,213
Net cash farm income of operation (\$1,000)	-663
Average per farm (\$)	-2,446

Operator Characteristics	Quantity
Principal operators by primary occupation:	
Farming	111
Other	163
Principal operators by sex:	
Male	240
Female	34
Average age of principal operator (years)	54.3
All operators <sup>2</sup> by race:	
White	363
Black or African American	-
American Indian or Alaska Native	2
Native Hawaiian or Other Pacific Islander	-
Asian	-
More than one race	3
All operators <sup>2</sup> of Spanish, Hispanic, or Latino Origin	-

(D) Cannot be disclosed. (Z) Less than half of the unit shown. See "Census of Agriculture, Volume 1, Geographic Area Series" for complete footnotes.

<sup>1</sup> Universe is number of counties in state or U.S. with item.

<sup>2</sup> Data were collected for a maximum of three operators per farm.