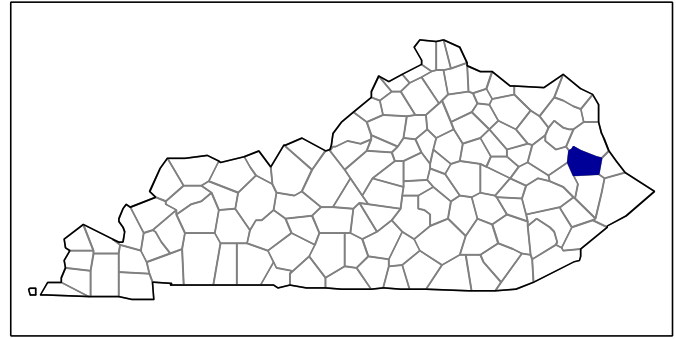




2002 Census of Agriculture County Profile



Johnson, Kentucky

Number of farms

195 farms in 2002, 207 farms in 1997, down 6 percent.

Land in farms

23,830 acres in 2002, 22,908 acres in 1997, up 4 percent.

Average size of farm

122 acres in 2002, 111 acres in 1997, up 10 percent.

Market Value of Production

\$1,231,000 in 2002, \$1,351,000 in 1997, down 9 percent.

Crop sales accounted for \$1,000,000 of the total value in 2002.

Livestock sales accounted for \$231,000 of the total value in 2002.

Market Value of Production, average per farm

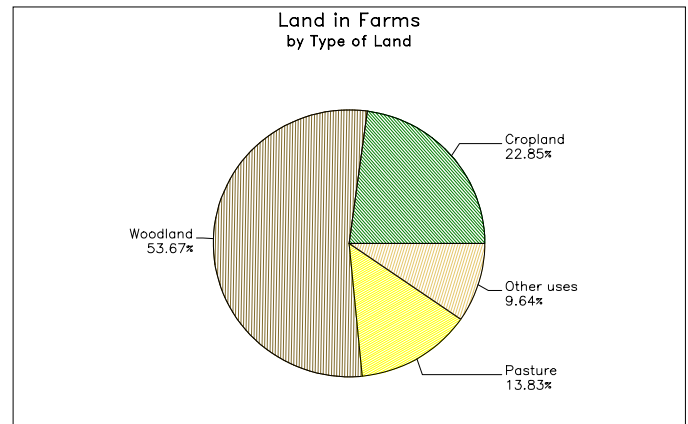
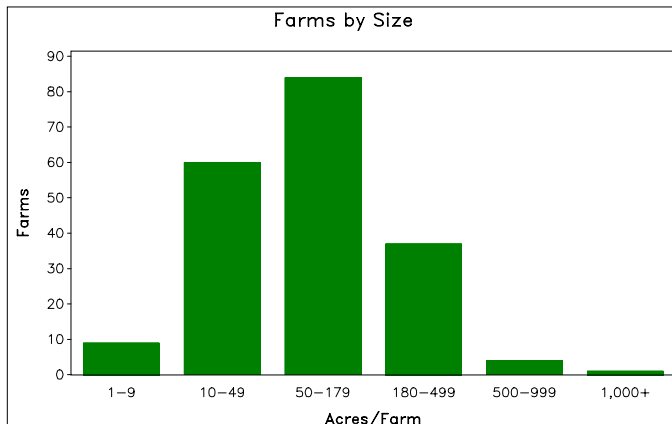
\$6,311 in 2002, \$6,527 in 1997, down 3 percent.

Government Payments

\$5,000 in 2002, \$43,000 in 1997, down 88 percent.

Government Payments, average per farm receiving payments

\$378 in 2002, \$2,394 in 1997, down 84 percent.



**2002 Census of Agriculture
County Profile
United States Department of Agriculture, Kentucky Agricultural Statistics Service**

Johnson, Kentucky

Ranked items among the 120 state counties and 3,078 U.S. counties, 2002

Item	Quantity	State Rank	Universe ¹	U.S. Rank	Universe ¹
MARKET VALUE OF AGRICULTURAL PRODUCTS SOLD (\$1,000)					
Total value of agricultural products sold	1,231	109	120	2,995	3,075
Value of crops including nursery and greenhouse	1,000	107	120	2,727	3,070
Value of livestock, poultry, and their products	231	112	120	3,006	3,070
VALUE OF SALES BY COMMODITY GROUP (\$1,000)					
Grains, oilseeds, dry beans, and dry peas	(D)	(D)	117	(D)	2,871
Tobacco	652	99	114	303	560
Cotton and cottonseed	-	-	-	-	656
Vegetables, melons, potatoes, and sweet potatoes	131	31	111	1,577	2,747
Fruits, tree nuts, and berries	(D)	(D)	112	(D)	2,638
Nursery, greenhouse, floriculture, and sod	135	67	106	1,978	2,708
Cut Christmas trees and short rotation woody crops	(D)	(D)	49	(D)	1,774
Other crops and hay	73	104	120	2,847	3,046
Poultry and eggs	(D)	(D)	115	(D)	2,918
Cattle and calves	185	111	120	2,924	3,053
Milk and other dairy products from cows	(D)	(D)	106	(D)	2,493
Hogs and pigs	(D)	(D)	111	(D)	2,919
Sheep, goats, and their products	11	75	120	2,243	2,997
Horses, ponies, mules, burros, and donkeys	7	114	118	2,945	3,014
Aquaculture	-	-	51	-	1,520
Other animals and other animal products	-	-	100	-	2,727
TOP LIVESTOCK INVENTORY ITEMS (number)					
Cattle and calves	1,190	110	120	2,907	3,059
All Goats	510	52	119	993	2,971
Horses and ponies	207	105	119	2,805	3,065
Layers 20 weeks old and older	74	112	119	2,794	2,983
Quail ³	(D)	(D)	40	(D)	1,412
TOP CROP ITEMS (acres)					
Forage - land used for all hay and haylage, grass silage, and greenchop	2,065	109	120	2,728	3,059
Tobacco	280	92	114	267	563
Corn for grain	99	109	117	2,312	2,592
All Vegetables harvested	57	38	110	1,515	2,710
Sweet corn	30	21	105	891	2,279

Other County Highlights

Economic Characteristics	Quantity	Operator Characteristics	Quantity
Farms by value of sales		Principal operators by primary occupation:	
Less than \$1,000	41	Farming	102
\$1,000 to \$2,499	55	Other	93
\$2,500 to \$4,999	26		
\$5,000 to \$9,999	39	Principal operators by sex:	
\$10,000 to \$19,999	17	Male	180
\$20,000 to \$24,999	6	Female	15
\$25,000 to \$39,999	6		
\$40,000 to \$49,999	2	Average age of principal operator (years)	53.8
\$50,000 to \$99,999	3		
\$100,000 to \$249,999	-	All operators ² by race:	
\$250,000 to \$499,999	-	White	276
\$500,000 or more	-	Black or African American	-
Total farm production expenses (\$1,000)	1,333	American Indian or Alaska Native	-
Average per farm (\$)	6,799	Native Hawaiian or Other Pacific Islander	-
Net cash farm income of operation (\$1,000)	-80	Asian	-
Average per farm (\$)	-410	More than one race	-
		All operators ² of Spanish, Hispanic, or Latino Origin	-

(D) Cannot be disclosed. (Z) Less than half of the unit shown. See "Census of Agriculture, Volume 1, Geographic Area Series" for complete footnotes.

¹ Universe is number of counties in state or U.S. with item.

² Data were collected for a maximum of three operators per farm.

³ Items with a rank that cannot be disclosed are separated by a blank line, position in table does not indicate rank.