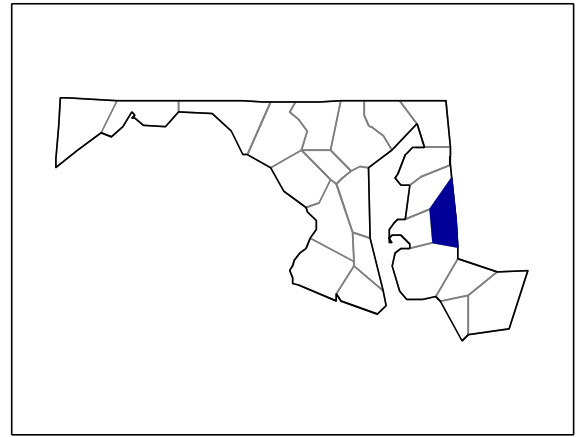




# 2002 Census of Agriculture County Profile

## Caroline, Maryland



### Number of farms

506 farms in 2002, 556 farms in 1997, down 9 percent.

### Land in farms

114,843 acres in 2002, 112,545 acres in 1997, up 2 percent.

### Average size of farm

227 acres in 2002, 202 acres in 1997, up 12 percent.

### Market Value of Production

\$104,358,000 in 2002, \$105,489,000 in 1997, down 1 percent.

Crop sales accounted for \$28,819,000 of the total value in 2002.

Livestock sales accounted for \$75,539,000 of the total value in 2002.

### Market Value of Production, average per farm

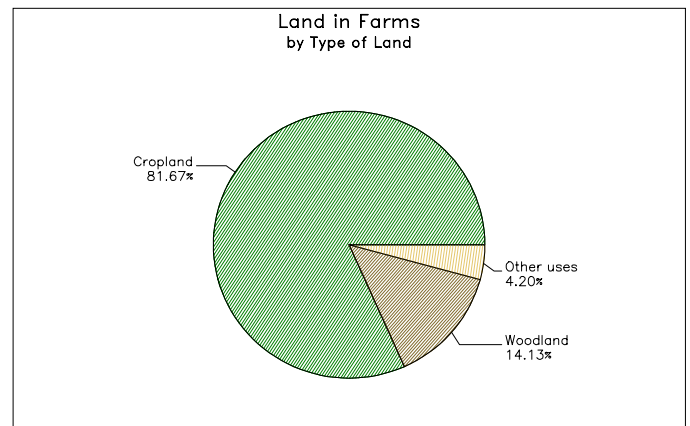
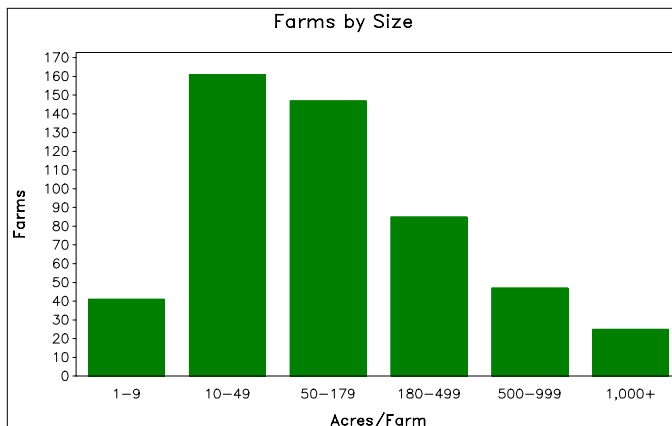
\$206,242 in 2002, \$189,728 in 1997, up 9 percent.

### Government Payments

\$1,870,000 in 2002, \$706,000 in 1997, up 165 percent.

### Government Payments, average per farm receiving payments

\$9,398 in 2002, \$4,059 in 1997, up 132 percent.



**2002 Census of Agriculture  
County Profile  
United States Department of Agriculture, Maryland Agricultural Statistics Service**

**Caroline, Maryland**

**Ranked items among the 23 state counties and 3,078 U.S. counties, 2002**

Item	Quantity	State Rank	Universe <sup>1</sup>	U.S. Rank	Universe <sup>1</sup>
<b>MARKET VALUE OF AGRICULTURAL PRODUCTS SOLD (\$1,000)</b>					
Total value of agricultural products sold	104,358	4	23	477	3,075
Value of crops including nursery and greenhouse	28,819	7	23	892	3,070
Value of livestock, poultry, and their products	75,539	5	23	314	3,070
<b>VALUE OF SALES BY COMMODITY GROUP (\$1,000)</b>					
Grains, oilseeds, dry beans, and dry peas	15,147	3	23	814	2,871
Tobacco	-	-	7	-	560
Cotton and cottonseed	-	-	-	-	656
Vegetables, melons, potatoes, and sweet potatoes	7,863	2	23	209	2,747
Fruits, tree nuts, and berries	(D)	(D)	23	(D)	2,638
Nursery, greenhouse, floriculture, and sod	5,174	11	23	455	2,708
Cut Christmas trees and short rotation woody crops	(D)	(D)	21	(D)	1,774
Other crops and hay	(D)	(D)	23	(D)	3,046
Poultry and eggs	65,501	4	23	93	2,918
Cattle and calves	(D)	(D)	23	(D)	3,053
Milk and other dairy products from cows	(D)	(D)	20	(D)	2,493
Hogs and pigs	279	9	22	1,166	2,919
Sheep, goats, and their products	21	14	23	1,859	2,997
Horses, ponies, mules, burros, and donkeys	20	21	23	2,775	3,014
Aquaculture	(D)	(D)	16	(D)	1,520
Other animals and other animal products	(D)	(D)	23	(D)	2,727
<b>TOP LIVESTOCK INVENTORY ITEMS (number)</b>					
Broilers and other meat-type chickens	8,523,603	4	23	37	2,599
Cattle and calves	6,716	10	23	2,355	3,059
Layers 20 weeks old and older	2,708	11	23	904	2,983
Hogs and pigs	1,224	11	22	1,286	2,926
Horses and ponies	367	18	23	2,447	3,065
<b>TOP CROP ITEMS (acres)</b>					
Soybeans	46,362	2	23	578	2,076
Corn for grain	27,012	6	23	697	2,592
All Wheat for grain	17,797	2	23	480	2,517
Barley	6,714	1	23	127	1,246
All Vegetables harvested	5,010	2	23	141	2,710

**Other County Highlights**

Economic Characteristics	Quantity	Operator Characteristics	Quantity
Farms by value of sales		Principal operators by primary occupation:	
Less than \$1,000	113	Farming	321
\$1,000 to \$2,499	36	Other	185
\$2,500 to \$4,999	39		
\$5,000 to \$9,999	30	Principal operators by sex:	
\$10,000 to \$19,999	37	Male	461
\$20,000 to \$24,999	10	Female	45
\$25,000 to \$39,999	22		
\$40,000 to \$49,999	6	Average age of principal operator (years)	54.9
\$50,000 to \$99,999	34		
\$100,000 to \$249,999	51	All operators <sup>2</sup> by race:	
\$250,000 to \$499,999	52	White	690
\$500,000 or more	76	Black or African American	13
Total farm production expenses (\$1,000)	86,582	American Indian or Alaska Native	-
Average per farm (\$)	170,437	Native Hawaiian or Other Pacific Islander	-
		Asian	2
Net cash farm income of operation (\$1,000)	21,439	More than one race	2
Average per farm (\$)	42,202	All operators <sup>2</sup> of Spanish, Hispanic, or Latino Origin	5

(D) Cannot be disclosed. (Z) Less than half of the unit shown. See "Census of Agriculture, Volume 1, Geographic Area Series" for complete footnotes.

<sup>1</sup> Universe is number of counties in state or U.S. with item.

<sup>2</sup> Data were collected for a maximum of three operators per farm.