

# 2002 Census of Agriculture County Profile

## Crawford, Michigan

### Number of farms

47 farms in 2002, 35 farms in 1997, up 34 percent.

### Land in farms

6,308 acres in 2002, 3,722 acres in 1997, up 69 percent.

### Average size of farm

134 acres in 2002, 106 acres in 1997, up 26 percent.

### Market Value of Production

\$149,000 in 2002, \$131,000 in 1997, up 14 percent.

Crop sales accounted for (D) of the total value in 2002.

Livestock sales accounted for (D) of the total value in 2002.

### Market Value of Production, average per farm

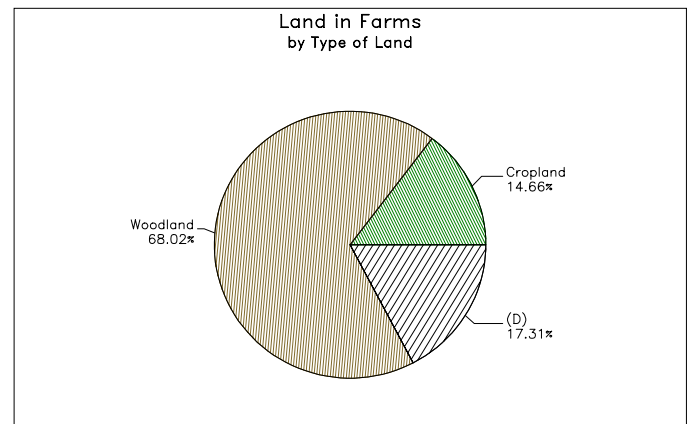
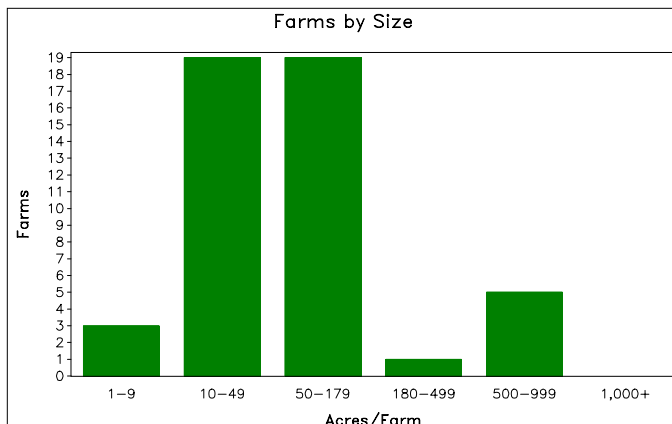
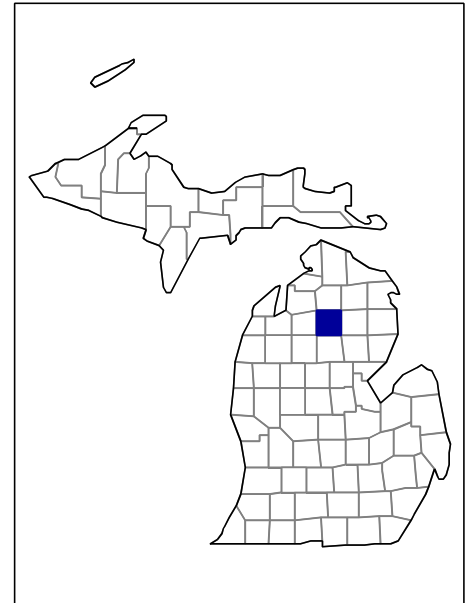
\$3,161 in 2002, \$3,740 in 1997, down 15 percent.

### Government Payments

\$0 in 2002, \$0 in 1997.

### Government Payments, average per farm receiving payments

\$0 in 2002, \$0 in 1997.



**2002 Census of Agriculture  
County Profile  
United States Department of Agriculture, Michigan Agricultural Statistics Service**

**Crawford, Michigan**

**Ranked items among the 83 state counties and 3,078 U.S. counties, 2002**

Item	Quantity	State Rank	Universe <sup>1</sup>	U.S. Rank	Universe <sup>1</sup>
<b>MARKET VALUE OF AGRICULTURAL PRODUCTS SOLD (\$1,000)</b>					
Total value of agricultural products sold	149	82	83	3,058	3,075
Value of crops including nursery and greenhouse	(D)	(D)	83	(D)	3,070
Value of livestock, poultry, and their products	(D)	(D)	83	(D)	3,070
<b>VALUE OF SALES BY COMMODITY GROUP (\$1,000)</b>					
Grains, oilseeds, dry beans, and dry peas	(D)	(D)	80	(D)	2,871
Tobacco	-	-	-	-	560
Cotton and cottonseed	-	-	-	-	656
Vegetables, melons, potatoes, and sweet potatoes	(D)	(D)	81	(D)	2,747
Fruits, tree nuts, and berries	(D)	(D)	82	(D)	2,638
Nursery, greenhouse, floriculture, and sod	(D)	(D)	81	(D)	2,708
Cut Christmas trees and short rotation woody crops	(D)	(D)	80	(D)	1,774
Other crops and hay	15	82	83	2,989	3,046
Poultry and eggs	5	65	80	2,232	2,918
Cattle and calves	32	81	82	3,016	3,053
Milk and other dairy products from cows	-	-	76	-	2,493
Hogs and pigs	(D)	(D)	79	(D)	2,919
Sheep, goats, and their products	1	75	81	2,854	2,997
Horses, ponies, mules, burros, and donkeys	22	71	82	2,729	3,014
Aquaculture	-	-	38	-	1,520
Other animals and other animal products	29	65	79	1,373	2,727
<b>TOP LIVESTOCK INVENTORY ITEMS (number)</b>					
Layers 20 weeks old and older	442	67	81	1,995	2,983
Horses and ponies	288	70	83	2,637	3,065
Deer	271	27	63	227	1,080
Cattle and calves	130	82	83	3,028	3,059
Rabbits	69	42	75	833	1,966
<b>TOP CROP ITEMS (acres)</b>					
Forage - land used for all hay and haylage, grass silage, and greenchop	297	82	83	2,984	3,059
Cut Christmas trees	26	78	82	1,083	1,877
Corn for grain	25	77	80	2,461	2,592
Oats	24	80	82	1,923	2,215
Apples <sup>3</sup>	(D)	(D)	81	(D)	2,173

**Other County Highlights**

Economic Characteristics	Quantity	Operator Characteristics	Quantity
Farms by value of sales		Principal operators by primary occupation:	
Less than \$1,000	23	Farming	28
\$1,000 to \$2,499	11	Other	19
\$2,500 to \$4,999	4	Principal operators by sex:	
\$5,000 to \$9,999	5	Male	36
\$10,000 to \$19,999	3	Female	11
\$20,000 to \$24,999	-	Average age of principal operator (years)	51.1
\$25,000 to \$39,999	1	All operators <sup>2</sup> by race:	
\$40,000 to \$49,999	-	White	77
\$50,000 to \$99,999	-	Black or African American	-
\$100,000 to \$249,999	-	American Indian or Alaska Native	-
\$250,000 to \$499,999	-	Native Hawaiian or Other Pacific Islander	-
\$500,000 or more	-	Asian	-
Total farm production expenses (\$1,000)	492	More than one race	-
Average per farm (\$)	10,240	All operators <sup>2</sup> of Spanish, Hispanic, or Latino Origin	-
Net cash farm income of operation (\$1,000)	137		
Average per farm (\$)	2,851		

(D) Cannot be disclosed. (Z) Less than half of the unit shown. See "Census of Agriculture, Volume 1, Geographic Area Series" for complete footnotes.

<sup>1</sup> Universe is number of counties in state or U.S. with item.

<sup>2</sup> Data were collected for a maximum of three operators per farm.

<sup>3</sup> Items with a rank that cannot be disclosed are separated by a blank line, position in table does not indicate rank.