

# 2002 Census of Agriculture County Profile

## Delta, Michigan

### Number of farms

273 farms in 2002, 289 farms in 1997, down 6 percent.

### Land in farms

74,242 acres in 2002, 73,853 acres in 1997, up 1 percent.

### Average size of farm

272 acres in 2002, 256 acres in 1997, up 6 percent.

### Market Value of Production

\$10,219,000 in 2002, \$8,283,000 in 1997, up 23 percent.

Crop sales accounted for \$4,827,000 of the total value in 2002.

Livestock sales accounted for \$5,392,000 of the total value in 2002.

### Market Value of Production, average per farm

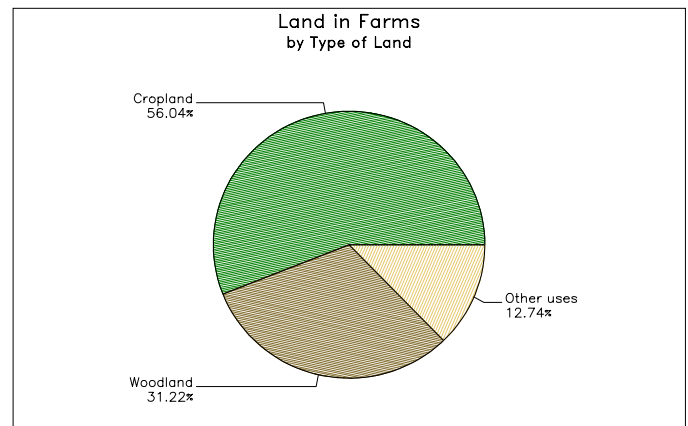
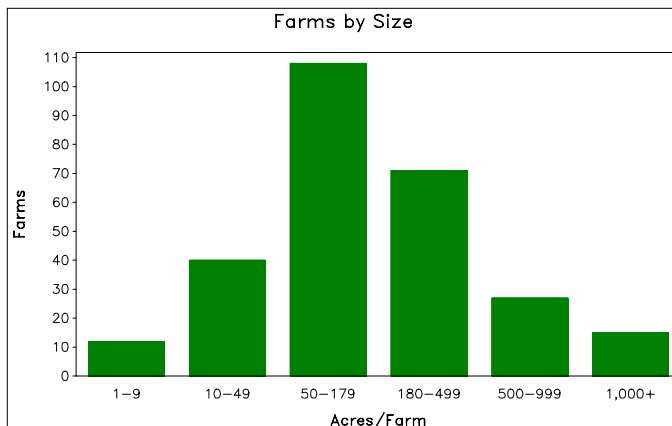
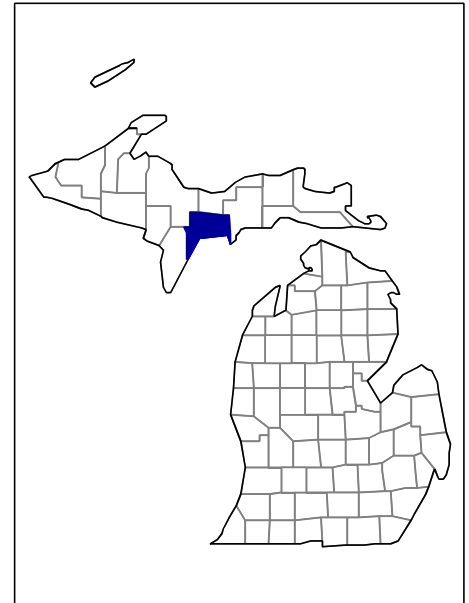
\$37,433 in 2002, \$28,660 in 1997, up 31 percent.

### Government Payments

\$405,000 in 2002, \$144,000 in 1997, up 181 percent.

### Government Payments, average per farm receiving payments

\$7,362 in 2002, \$2,112 in 1997, up 249 percent.



**2002 Census of Agriculture  
County Profile  
United States Department of Agriculture, Michigan Agricultural Statistics Service**

**Delta, Michigan**

**Ranked items among the 83 state counties and 3,078 U.S. counties, 2002**

Item	Quantity	State Rank	Universe <sup>1</sup>	U.S. Rank	Universe <sup>1</sup>
<b>MARKET VALUE OF AGRICULTURAL PRODUCTS SOLD (\$1,000)</b>					
Total value of agricultural products sold	10,219	55	83	2,496	3,075
Value of crops including nursery and greenhouse	4,827	53	83	2,091	3,070
Value of livestock, poultry, and their products	5,392	47	83	2,309	3,070
<b>VALUE OF SALES BY COMMODITY GROUP (\$1,000)</b>					
Grains, oilseeds, dry beans, and dry peas	677	52	80	1,903	2,871
Tobacco	-	-	-	-	560
Cotton and cottonseed	-	-	-	-	656
Vegetables, melons, potatoes, and sweet potatoes	1,499	37	81	628	2,747
Fruits, tree nuts, and berries	157	37	82	1,032	2,638
Nursery, greenhouse, floriculture, and sod	824	44	81	1,179	2,708
Cut Christmas trees and short rotation woody crops	275	17	80	199	1,774
Other crops and hay	1,396	37	83	933	3,046
Poultry and eggs	6	63	80	2,134	2,918
Cattle and calves	1,416	46	82	2,388	3,053
Milk and other dairy products from cows	3,153	46	76	813	2,493
Hogs and pigs	82	46	79	1,527	2,919
Sheep, goats, and their products	1	77	81	2,891	2,997
Horses, ponies, mules, burros, and donkeys	20	73	82	2,764	3,014
Aquaculture	5	22	38	1,083	1,520
Other animals and other animal products	710	5	79	189	2,727
<b>TOP LIVESTOCK INVENTORY ITEMS (number)</b>					
Mink	(D)	3	6	(D)	117
Cattle and calves	7,273	43	83	2,308	3,059
Hogs and pigs	647	46	78	1,517	2,926
Layers 20 weeks old and older	611	58	81	1,749	2,983
Horses and ponies	474	60	83	2,223	3,065
<b>TOP CROP ITEMS (acres)</b>					
Forage - land used for all hay and haylage, grass silage, and greenchop	18,550	22	83	1,173	3,059
Corn for grain	2,110	56	80	1,547	2,592
Barley	1,433	1	72	247	1,246
Dry edible beans, excluding limas	1,168	14	48	161	571
Oats	1,109	17	82	468	2,215

**Other County Highlights**

Economic Characteristics	Quantity	Operator Characteristics	Quantity
Farms by value of sales		Principal operators by primary occupation:	
Less than \$1,000	85	Farming	143
\$1,000 to \$2,499	31	Other	130
\$2,500 to \$4,999	31	Principal operators by sex:	
\$5,000 to \$9,999	32	Male	246
\$10,000 to \$19,999	21	Female	27
\$20,000 to \$24,999	6	Average age of principal operator (years)	54.8
\$25,000 to \$39,999	16	All operators <sup>2</sup> by race:	
\$40,000 to \$49,999	2	White	391
\$50,000 to \$99,999	24	Black or African American	-
\$100,000 to \$249,999	13	American Indian or Alaska Native	3
\$250,000 to \$499,999	8	Native Hawaiian or Other Pacific Islander	-
\$500,000 or more	4	Asian	-
Total farm production expenses (\$1,000)	7,980	More than one race	9
Average per farm (\$)	29,232	All operators <sup>2</sup> of Spanish, Hispanic, or Latino Origin	-
Net cash farm income of operation (\$1,000)	1,536		
Average per farm (\$)	5,625		

(D) Cannot be disclosed. (Z) Less than half of the unit shown. See "Census of Agriculture, Volume 1, Geographic Area Series" for complete footnotes.

<sup>1</sup> Universe is number of counties in state or U.S. with item.

<sup>2</sup> Data were collected for a maximum of three operators per farm.