

# 2002 Census of Agriculture County Profile

## Oakland, Michigan

### Number of farms

643 farms in 2002, 677 farms in 1997, down 5 percent.

### Land in farms

40,930 acres in 2002, 50,016 acres in 1997, down 18 percent.

### Average size of farm

64 acres in 2002, 74 acres in 1997, down 14 percent.

### Market Value of Production

\$45,459,000 in 2002, \$34,205,000 in 1997, up 33 percent.

Crop sales accounted for \$41,509,000 of the total value in 2002.

Livestock sales accounted for \$3,951,000 of the total value in 2002.

### Market Value of Production, average per farm

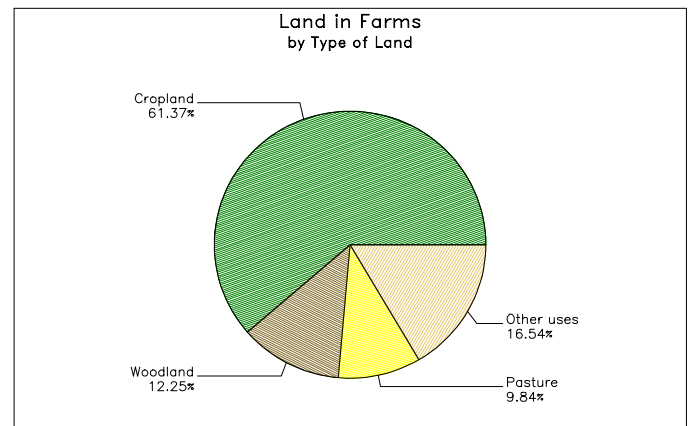
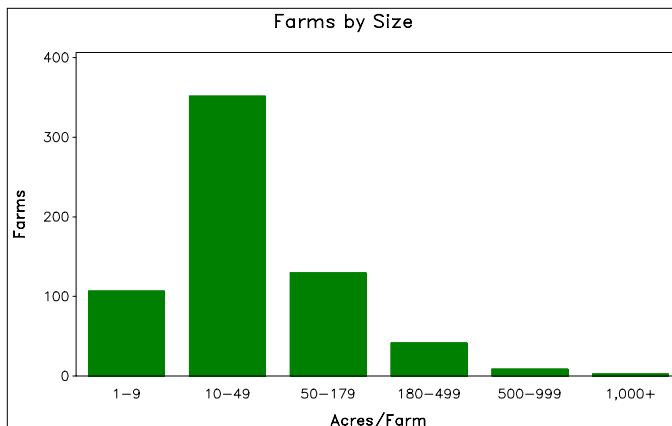
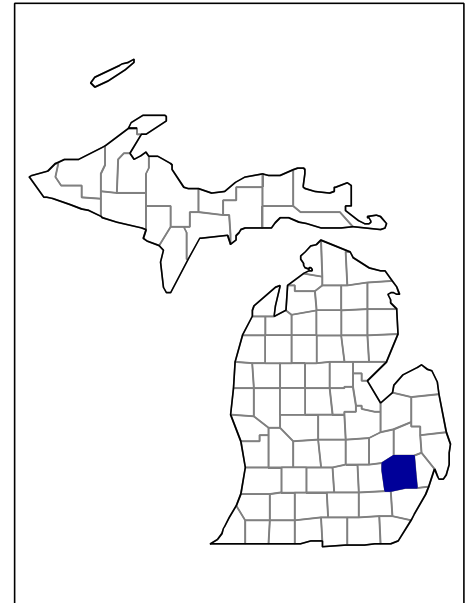
\$70,699 in 2002, \$50,525 in 1997, up 40 percent.

### Government Payments

\$177,000 in 2002, \$332,000 in 1997, down 47 percent.

### Government Payments, average per farm receiving payments

\$4,315 in 2002, \$4,962 in 1997, down 13 percent.



**2002 Census of Agriculture  
County Profile  
United States Department of Agriculture, Michigan Agricultural Statistics Service**

**Oakland, Michigan**

**Ranked items among the 83 state counties and 3,078 U.S. counties, 2002**

Item	Quantity	State Rank	Universe <sup>1</sup>	U.S. Rank	Universe <sup>1</sup>
<b>MARKET VALUE OF AGRICULTURAL PRODUCTS SOLD (\$1,000)</b>					
Total value of agricultural products sold	45,459	32	83	1,275	3,075
Value of crops including nursery and greenhouse	41,509	17	83	607	3,070
Value of livestock, poultry, and their products	3,951	50	83	2,456	3,070
<b>VALUE OF SALES BY COMMODITY GROUP (\$1,000)</b>					
Grains, oilseeds, dry beans, and dry peas	1,301	47	80	1,704	2,871
Tobacco	-	-	-	-	560
Cotton and cottonseed	-	-	-	-	656
Vegetables, melons, potatoes, and sweet potatoes	929	47	81	787	2,747
Fruits, tree nuts, and berries	797	21	82	407	2,638
Nursery, greenhouse, floriculture, and sod	37,737	5	81	81	2,708
Cut Christmas trees and short rotation woody crops	162	28	80	310	1,774
Other crops and hay	582	63	83	1,765	3,046
Poultry and eggs	(D)	(D)	80	(D)	2,918
Cattle and calves	231	77	82	2,892	3,053
Milk and other dairy products from cows	(D)	(D)	76	(D)	2,493
Hogs and pigs	57	49	79	1,650	2,919
Sheep, goats, and their products	35	40	81	1,508	2,997
Horses, ponies, mules, burros, and donkeys	3,057	1	82	33	3,014
Aquaculture	-	-	38	-	1,520
Other animals and other animal products	147	33	79	715	2,727
<b>TOP LIVESTOCK INVENTORY ITEMS (number)</b>					
Horses and ponies	3,861	2	83	109	3,065
Rabbits	(D)	1	75	(D)	1,966
Layers 20 weeks old and older	2,095	25	81	986	2,983
Cattle and calves	1,034	76	83	2,919	3,059
Sheep and lambs	962	32	80	1,010	2,867
<b>TOP CROP ITEMS (acres)</b>					
Forage - land used for all hay and haylage, grass silage, and greenchop	6,278	64	83	2,149	3,059
Soybeans	4,043	40	61	1,244	2,076
Corn for grain	3,288	51	80	1,424	2,592
All Wheat for grain	1,113	44	73	1,505	2,517
Cut Christmas trees	773	17	82	117	1,877

**Other County Highlights**

Economic Characteristics	Quantity
Farms by value of sales	
Less than \$1,000	298
\$1,000 to \$2,499	95
\$2,500 to \$4,999	53
\$5,000 to \$9,999	55
\$10,000 to \$19,999	46
\$20,000 to \$24,999	11
\$25,000 to \$39,999	28
\$40,000 to \$49,999	5
\$50,000 to \$99,999	19
\$100,000 to \$249,999	14
\$250,000 to \$499,999	6
\$500,000 or more	13
Total farm production expenses (\$1,000)	29,941
Average per farm (\$)	46,637
Net cash farm income of operation (\$1,000)	21,832
Average per farm (\$)	34,006

Operator Characteristics	Quantity
Principal operators by primary occupation:	
Farming	322
Other	321
Principal operators by sex:	
Male	475
Female	168
Average age of principal operator (years)	56.1
All operators <sup>2</sup> by race:	
White	998
Black or African American	2
American Indian or Alaska Native	3
Native Hawaiian or Other Pacific Islander	3
Asian	6
More than one race	2
All operators <sup>2</sup> of Spanish, Hispanic, or Latino Origin	14

(D) Cannot be disclosed. (Z) Less than half of the unit shown. See "Census of Agriculture, Volume 1, Geographic Area Series" for complete footnotes.

<sup>1</sup> Universe is number of counties in state or U.S. with item.

<sup>2</sup> Data were collected for a maximum of three operators per farm.