

# 2002 Census of Agriculture County Profile

## Wexford, Michigan

### Number of farms

395 farms in 2002, 298 farms in 1997, up 33 percent.

### Land in farms

45,852 acres in 2002, 47,842 acres in 1997, down 4 percent.

### Average size of farm

116 acres in 2002, 161 acres in 1997, down 28 percent.

### Market Value of Production

\$9,520,000 in 2002, \$8,990,000 in 1997, up 6 percent.

Crop sales accounted for \$6,369,000 of the total value in 2002.

Livestock sales accounted for \$3,151,000 of the total value in 2002.

### Market Value of Production, average per farm

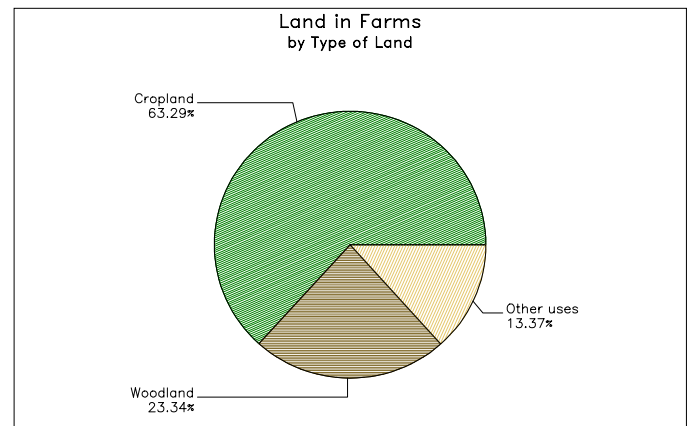
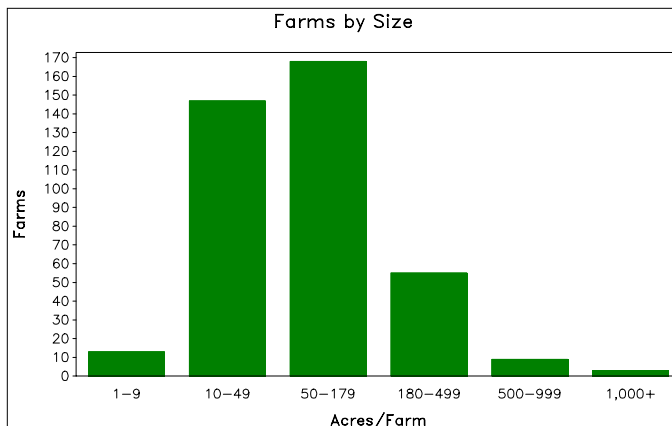
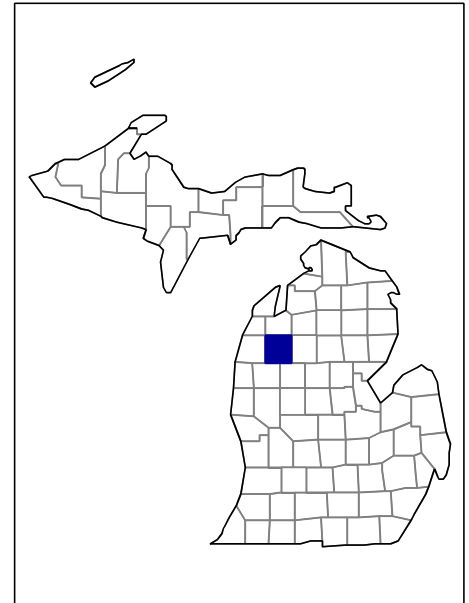
\$24,101 in 2002, \$30,167 in 1997, down 20 percent.

### Government Payments

\$147,000 in 2002, \$110,000 in 1997, up 34 percent.

### Government Payments, average per farm receiving payments

\$2,295 in 2002, \$1,410 in 1997, up 63 percent.



**2002 Census of Agriculture  
County Profile  
United States Department of Agriculture, Michigan Agricultural Statistics Service**

**Wexford, Michigan**

**Ranked items among the 83 state counties and 3,078 U.S. counties, 2002**

Item	Quantity	State Rank	Universe <sup>1</sup>	U.S. Rank	Universe <sup>1</sup>
<b>MARKET VALUE OF AGRICULTURAL PRODUCTS SOLD (\$1,000)</b>					
Total value of agricultural products sold	9,520	56	83	2,528	3,075
Value of crops including nursery and greenhouse	6,369	50	83	1,949	3,070
Value of livestock, poultry, and their products	3,151	58	83	2,562	3,070
<b>VALUE OF SALES BY COMMODITY GROUP (\$1,000)</b>					
Grains, oilseeds, dry beans, and dry peas	268	63	80	2,166	2,871
Tobacco	-	-	-	-	560
Cotton and cottonseed	-	-	-	-	656
Vegetables, melons, potatoes, and sweet potatoes	351	56	81	1,127	2,747
Fruits, tree nuts, and berries	39	62	82	1,702	2,638
Nursery, greenhouse, floriculture, and sod	536	51	81	1,391	2,708
Cut Christmas trees and short rotation woody crops	4,252	2	80	14	1,774
Other crops and hay	924	51	83	1,318	3,046
Poultry and eggs	7	60	80	2,084	2,918
Cattle and calves	930	57	82	2,573	3,053
Milk and other dairy products from cows	1,776	51	76	1,080	2,493
Hogs and pigs	(D)	(D)	79	(D)	2,919
Sheep, goats, and their products	20	50	81	1,897	2,997
Horses, ponies, mules, burros, and donkeys	86	49	82	1,904	3,014
Aquaculture	(D)	(D)	38	(D)	1,520
Other animals and other animal products	181	28	79	637	2,727
<b>TOP LIVESTOCK INVENTORY ITEMS (number)</b>					
Cattle and calves	3,558	59	83	2,657	3,059
Colonies of bees	2,873	11	75	210	2,392
Broilers and other meat-type chickens	854	30	78	928	2,599
Horses and ponies	811	46	83	1,550	3,065
Layers 20 weeks old and older	640	56	81	1,716	2,983
<b>TOP CROP ITEMS (acres)</b>					
Forage - land used for all hay and haylage, grass silage, and greenchop	9,164	55	83	1,864	3,059
Cut Christmas trees	5,927	2	82	8	1,877
Corn for grain	1,316	60	80	1,715	2,592
Oats	803	29	82	612	2,215
Corn for silage	644	56	79	1,311	2,307

**Other County Highlights**

Economic Characteristics	Quantity
Farms by value of sales	
Less than \$1,000	157
\$1,000 to \$2,499	63
\$2,500 to \$4,999	33
\$5,000 to \$9,999	37
\$10,000 to \$19,999	32
\$20,000 to \$24,999	18
\$25,000 to \$39,999	13
\$40,000 to \$49,999	10
\$50,000 to \$99,999	14
\$100,000 to \$249,999	8
\$250,000 to \$499,999	7
\$500,000 or more	3
Total farm production expenses (\$1,000)	7,937
Average per farm (\$)	20,144
Net cash farm income of operation (\$1,000)	2,403
Average per farm (\$)	6,099

Operator Characteristics	Quantity
Principal operators by primary occupation:	
Farming	177
Other	218
Principal operators by sex:	
Male	360
Female	35
Average age of principal operator (years)	55.3
All operators <sup>2</sup> by race:	
White	557
Black or African American	-
American Indian or Alaska Native	-
Native Hawaiian or Other Pacific Islander	-
Asian	-
More than one race	5
All operators <sup>2</sup> of Spanish, Hispanic, or Latino Origin	9

(D) Cannot be disclosed. (Z) Less than half of the unit shown. See "Census of Agriculture, Volume 1, Geographic Area Series" for complete footnotes.

<sup>1</sup> Universe is number of counties in state or U.S. with item.

<sup>2</sup> Data were collected for a maximum of three operators per farm.