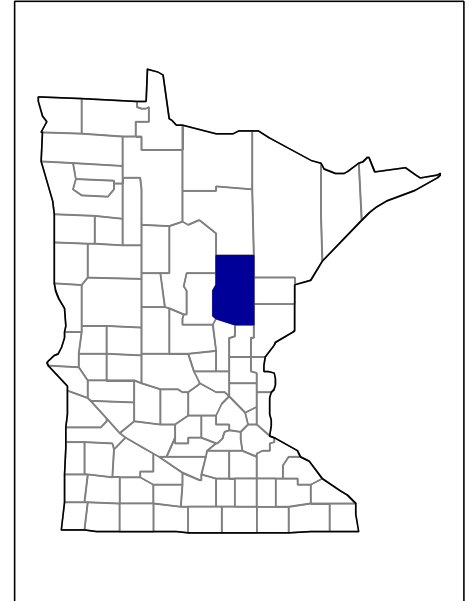


# 2002 Census of Agriculture County Profile

## Aitkin, Minnesota



### Number of farms

674 farms in 2002, 674 farms in 1997, unchanged.

### Land in farms

174,364 acres in 2002, 192,152 acres in 1997, down 9 percent.

### Average size of farm

259 acres in 2002, 285 acres in 1997, down 9 percent.

### Market Value of Production

\$12,187,000 in 2002, \$15,714,000 in 1997, down 22 percent.

Crop sales accounted for \$6,861,000 of the total value in 2002.

Livestock sales accounted for \$5,326,000 of the total value in 2002.

### Market Value of Production, average per farm

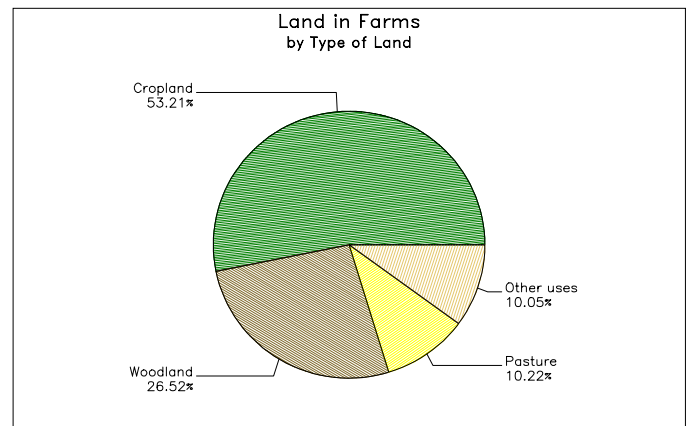
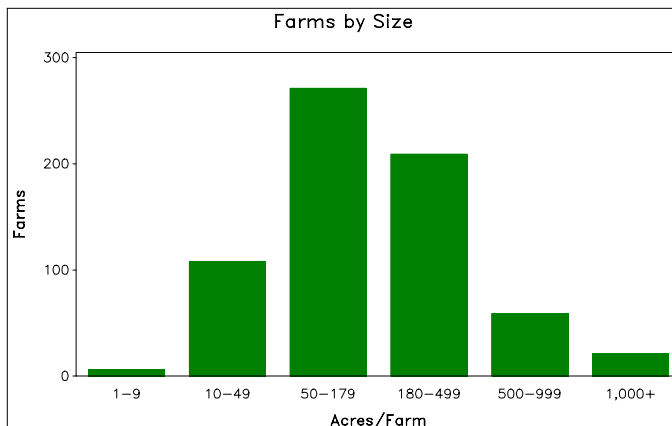
\$18,081 in 2002, \$23,315 in 1997, down 22 percent.

### Government Payments

\$285,000 in 2002, \$374,000 in 1997, down 24 percent.

### Government Payments, average per farm receiving payments

\$2,907 in 2002, \$2,991 in 1997, down 3 percent.



**2002 Census of Agriculture  
County Profile  
United States Department of Agriculture, Minnesota Agricultural Statistics Service**

**Aitkin, Minnesota**

**Ranked items among the 87 state counties and 3,078 U.S. counties, 2002**

Item	Quantity	State Rank	Universe <sup>1</sup>	U.S. Rank	Universe <sup>1</sup>
<b>MARKET VALUE OF AGRICULTURAL PRODUCTS SOLD (\$1,000)</b>					
Total value of agricultural products sold	12,187	79	87	2,402	3,075
Value of crops including nursery and greenhouse	6,861	75	87	1,899	3,070
Value of livestock, poultry, and their products	5,326	78	87	2,314	3,070
<b>VALUE OF SALES BY COMMODITY GROUP (\$1,000)</b>					
Grains, oilseeds, dry beans, and dry peas	1,302	78	85	1,703	2,871
Tobacco	-	-	-	-	560
Cotton and cottonseed	-	-	-	-	656
Vegetables, melons, potatoes, and sweet potatoes	251	58	86	1,263	2,747
Fruits, tree nuts, and berries	22	46	83	1,924	2,638
Nursery, greenhouse, floriculture, and sod	2,732	17	81	676	2,708
Cut Christmas trees and short rotation woody crops	268	6	62	204	1,774
Other crops and hay	2,287	32	87	556	3,046
Poultry and eggs	1,546	49	87	875	2,918
Cattle and calves	2,414	73	86	2,037	3,053
Milk and other dairy products from cows	1,218	76	84	1,261	2,493
Hogs and pigs	20	83	87	2,052	2,919
Sheep, goats, and their products	18	77	85	1,980	2,997
Horses, ponies, mules, burros, and donkeys	85	55	85	1,910	3,014
Aquaculture	(D)	(D)	46	(D)	1,520
Other animals and other animal products	(D)	(D)	85	(D)	2,727
<b>TOP LIVESTOCK INVENTORY ITEMS (number)</b>					
Layers 20 weeks old and older	(D)	26	86	(D)	2,983
Cattle and calves	13,309	59	87	1,830	3,059
Horses and ponies	998	39	87	1,288	3,065
Broilers and other meat-type chickens	424	58	84	1,167	2,599
Pheasants <sup>3</sup>	(D)	(D)	65	(D)	1,541
<b>TOP CROP ITEMS (acres)</b>					
Forage - land used for all hay and haylage, grass silage, and greenchop	51,044	11	87	280	3,059
Wild rice	4,757	2	8	2	20
Sod harvested	(D)	3	27	(D)	740
Corn for grain	1,093	78	84	1,772	2,592
Oats	971	63	86	528	2,215

**Other County Highlights**

Economic Characteristics	Quantity	Operator Characteristics	Quantity
Farms by value of sales		Principal operators by primary occupation:	
Less than \$1,000	261	Farming	330
\$1,000 to \$2,499	106	Other	344
\$2,500 to \$4,999	71	Principal operators by sex:	
\$5,000 to \$9,999	73	Male	601
\$10,000 to \$19,999	66	Female	73
\$20,000 to \$24,999	13	Average age of principal operator (years)	55.4
\$25,000 to \$39,999	31	All operators <sup>2</sup> by race:	
\$40,000 to \$49,999	11	White	1,011
\$50,000 to \$99,999	17	Black or African American	-
\$100,000 to \$249,999	17	American Indian or Alaska Native	2
\$250,000 to \$499,999	6	Native Hawaiian or Other Pacific Islander	-
\$500,000 or more	2	Asian	3
Total farm production expenses (\$1,000)	18,301	More than one race	-
Average per farm (\$)	27,356	All operators <sup>2</sup> of Spanish, Hispanic, or Latino Origin	5
Net cash farm income of operation (\$1,000)	3,981		
Average per farm (\$)	5,950		

(D) Cannot be disclosed. (Z) Less than half of the unit shown. See "Census of Agriculture, Volume 1, Geographic Area Series" for complete footnotes.

<sup>1</sup> Universe is number of counties in state or U.S. with item.

<sup>2</sup> Data were collected for a maximum of three operators per farm.

<sup>3</sup> Items with a rank that cannot be disclosed are separated by a blank line, position in table does not indicate rank.