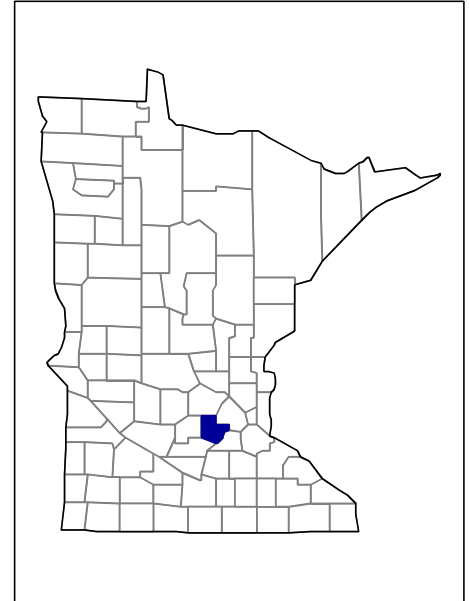




2002 Census of Agriculture County Profile

Carver, Minnesota



Number of farms

820 farms in 2002, 831 farms in 1997, down 1 percent.

Land in farms

171,913 acres in 2002, 159,012 acres in 1997, up 8 percent.

Average size of farm

210 acres in 2002, 191 acres in 1997, up 10 percent.

Market Value of Production

\$62,375,000 in 2002, \$63,095,000 in 1997, down 1 percent.

Crop sales accounted for \$30,110,000 of the total value in 2002.

Livestock sales accounted for \$32,265,000 of the total value in 2002.

Market Value of Production, average per farm

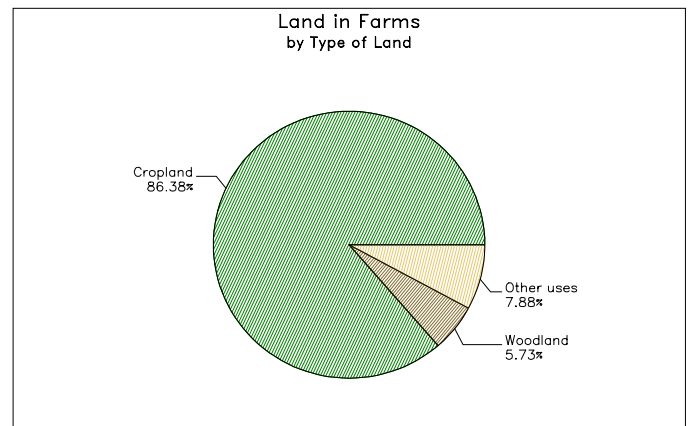
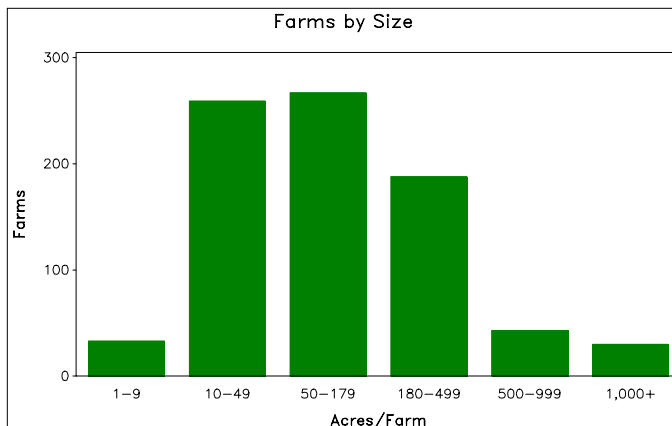
\$76,066 in 2002, \$75,927 in 1997, up slightly.

Government Payments

\$2,661,000 in 2002, \$2,053,000 in 1997, up 30 percent.

Government Payments, average per farm receiving payments

\$6,877 in 2002, \$4,216 in 1997, up 63 percent.



**2002 Census of Agriculture
County Profile
United States Department of Agriculture, Minnesota Agricultural Statistics Service**

Carver, Minnesota

Ranked items among the 87 state counties and 3,078 U.S. counties, 2002

Item	Quantity	State Rank	Universe ¹	U.S. Rank	Universe ¹
MARKET VALUE OF AGRICULTURAL PRODUCTS SOLD (\$1,000)					
Total value of agricultural products sold	62,375	56	87	924	3,075
Value of crops including nursery and greenhouse	30,110	57	87	857	3,070
Value of livestock, poultry, and their products	32,265	46	87	879	3,070
VALUE OF SALES BY COMMODITY GROUP (\$1,000)					
Grains, oilseeds, dry beans, and dry peas	24,183	53	85	587	2,871
Tobacco	-	-	-	-	560
Cotton and cottonseed	-	-	-	-	656
Vegetables, melons, potatoes, and sweet potatoes	(D)	(D)	86	(D)	2,747
Fruits, tree nuts, and berries	309	13	83	719	2,638
Nursery, greenhouse, floriculture, and sod	3,897	10	81	533	2,708
Cut Christmas trees and short rotation woody crops	(D)	(D)	62	(D)	1,774
Other crops and hay	1,584	46	87	820	3,046
Poultry and eggs	(D)	(D)	87	(D)	2,918
Cattle and calves	6,952	44	86	1,257	3,053
Milk and other dairy products from cows	21,994	12	84	205	2,493
Hogs and pigs	2,393	54	87	672	2,919
Sheep, goats, and their products	121	37	85	699	2,997
Horses, ponies, mules, burros, and donkeys	87	54	85	1,892	3,014
Aquaculture	(D)	(D)	46	(D)	1,520
Other animals and other animal products	693	12	85	198	2,727
TOP LIVESTOCK INVENTORY ITEMS (number)					
Cattle and calves	31,963	21	87	999	3,059
Hogs and pigs	16,649	47	86	576	2,926
Horses and ponies	1,106	34	87	1,143	3,065
Sheep and lambs	865	61	85	1,083	2,867
Pheasants ³	(D)	(D)	65	(D)	1,541
TOP CROP ITEMS (acres)					
Corn for grain	57,486	47	84	436	2,592
Soybeans	47,083	55	84	572	2,076
Forage - land used for all hay and haylage, grass silage, and greenchop	23,066	34	87	972	3,059
Corn for silage	5,023	23	84	366	2,307
All Wheat for grain	2,243	39	82	1,244	2,517

Other County Highlights

Economic Characteristics	Quantity	Operator Characteristics	Quantity
Farms by value of sales		Principal operators by primary occupation:	
Less than \$1,000	203	Farming	520
\$1,000 to \$2,499	39	Other	300
\$2,500 to \$4,999	52		
\$5,000 to \$9,999	57	Principal operators by sex:	
\$10,000 to \$19,999	88	Male	758
\$20,000 to \$24,999	29	Female	62
\$25,000 to \$39,999	47		
\$40,000 to \$49,999	23	Average age of principal operator (years)	53.2
\$50,000 to \$99,999	91		
\$100,000 to \$249,999	132	All operators ² by race:	
\$250,000 to \$499,999	44	White	1,196
\$500,000 or more	15	Black or African American	-
Total farm production expenses (\$1,000)	49,365	American Indian or Alaska Native	-
Average per farm (\$)	59,982	Native Hawaiian or Other Pacific Islander	-
Net cash farm income of operation (\$1,000)	19,407	Asian	2
Average per farm (\$)	23,581	More than one race	-
		All operators ² of Spanish, Hispanic, or Latino Origin	-

(D) Cannot be disclosed. (Z) Less than half of the unit shown. See "Census of Agriculture, Volume 1, Geographic Area Series" for complete footnotes.

¹ Universe is number of counties in state or U.S. with item.

² Data were collected for a maximum of three operators per farm.

³ Items with a rank that cannot be disclosed are separated by a blank line, position in table does not indicate rank.