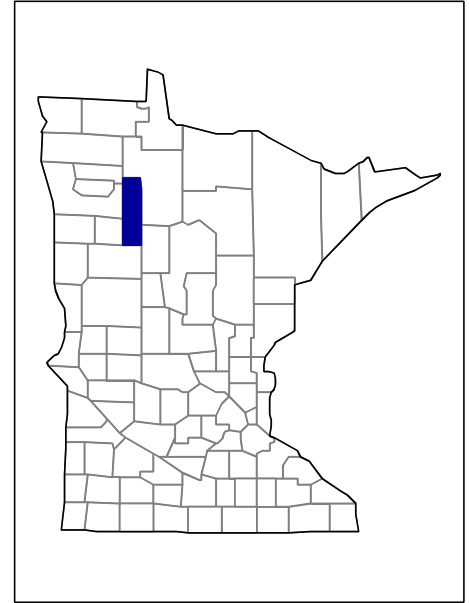


2002 Census of Agriculture County Profile

Clearwater, Minnesota



Number of farms

627 farms in 2002, 630 farms in 1997, down slightly.

Land in farms

226,452 acres in 2002, 232,333 acres in 1997, down 3 percent.

Average size of farm

361 acres in 2002, 369 acres in 1997, down 2 percent.

Market Value of Production

\$20,027,000 in 2002, \$22,384,000 in 1997, down 11 percent.

Crop sales accounted for \$9,011,000 of the total value in 2002.

Livestock sales accounted for \$11,016,000 of the total value in 2002.

Market Value of Production, average per farm

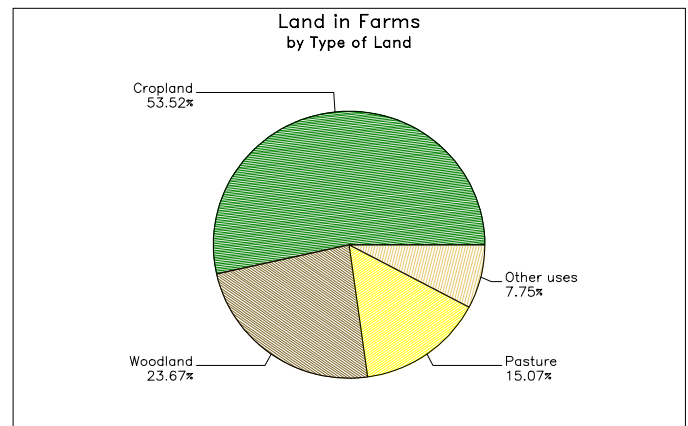
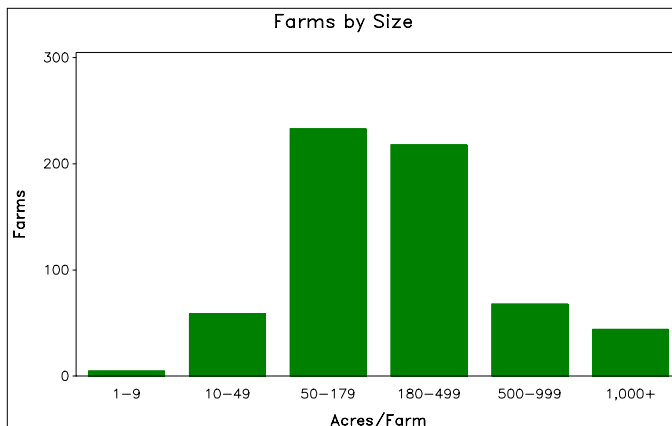
\$31,940 in 2002, \$35,530 in 1997, down 10 percent.

Government Payments

\$900,000 in 2002, \$628,000 in 1997, up 43 percent.

Government Payments, average per farm receiving payments

\$4,457 in 2002, \$2,827 in 1997, up 58 percent.



**2002 Census of Agriculture
County Profile
United States Department of Agriculture, Minnesota Agricultural Statistics Service**

Clearwater, Minnesota

Ranked items among the 87 state counties and 3,078 U.S. counties, 2002

Item	Quantity	State Rank	Universe ¹	U.S. Rank	Universe ¹
MARKET VALUE OF AGRICULTURAL PRODUCTS SOLD (\$1,000)					
Total value of agricultural products sold	20,027	74	87	2,094	3,075
Value of crops including nursery and greenhouse	9,011	73	87	1,724	3,070
Value of livestock, poultry, and their products	11,016	61	87	1,800	3,070
VALUE OF SALES BY COMMODITY GROUP (\$1,000)					
Grains, oilseeds, dry beans, and dry peas	3,036	74	85	1,412	2,871
Tobacco	-	-	-	-	560
Cotton and cottonseed	-	-	-	-	656
Vegetables, melons, potatoes, and sweet potatoes	(D)	(D)	86	(D)	2,747
Fruits, tree nuts, and berries	21	47	83	1,934	2,638
Nursery, greenhouse, floriculture, and sod	(D)	(D)	81	(D)	2,708
Cut Christmas trees and short rotation woody crops	(D)	(D)	62	(D)	1,774
Other crops and hay	(D)	(D)	87	(D)	3,046
Poultry and eggs	(D)	(D)	87	(D)	2,918
Cattle and calves	6,770	46	86	1,276	3,053
Milk and other dairy products from cows	1,991	68	84	1,026	2,493
Hogs and pigs	(D)	(D)	87	(D)	2,919
Sheep, goats, and their products	125	35	85	675	2,997
Horses, ponies, mules, burros, and donkeys	85	56	85	1,920	3,014
Aquaculture	-	-	46	-	1,520
Other animals and other animal products	203	28	85	592	2,727
TOP LIVESTOCK INVENTORY ITEMS (number)					
Layers 20 weeks old and older	(D)	10	86	(D)	2,983
Cattle and calves	23,916	37	87	1,284	3,059
Hogs and pigs	3,610	63	86	967	2,926
Sheep and lambs	2,176	26	85	519	2,867
Colonies of bees ³	(D)	(D)	74	(D)	2,392
TOP CROP ITEMS (acres)					
Forage - land used for all hay and haylage, grass silage, and greenchop	49,002	13	87	308	3,059
Wild rice	10,155	1	8	1	20
All Wheat for grain	8,097	24	82	721	2,517
Soybeans	6,876	72	84	1,131	2,076
Oats	3,062	21	86	153	2,215

Other County Highlights

Economic Characteristics	Quantity	Operator Characteristics	Quantity
Farms by value of sales		Principal operators by primary occupation:	
Less than \$1,000	208	Farming	341
\$1,000 to \$2,499	51	Other	286
\$2,500 to \$4,999	44	Principal operators by sex:	
\$5,000 to \$9,999	72	Male	578
\$10,000 to \$19,999	88	Female	49
\$20,000 to \$24,999	40	Average age of principal operator (years)	54.9
\$25,000 to \$39,999	34	All operators ² by race:	
\$40,000 to \$49,999	13	White	860
\$50,000 to \$99,999	37	Black or African American	-
\$100,000 to \$249,999	28	American Indian or Alaska Native	5
\$250,000 to \$499,999	4	Native Hawaiian or Other Pacific Islander	-
\$500,000 or more	8	Asian	-
Total farm production expenses (\$1,000)	19,384	More than one race	4
Average per farm (\$)	30,915	All operators ² of Spanish, Hispanic, or Latino Origin	6
Net cash farm income of operation (\$1,000)	2,901		
Average per farm (\$)	4,626		

(D) Cannot be disclosed. (Z) Less than half of the unit shown. See "Census of Agriculture, Volume 1, Geographic Area Series" for complete footnotes.

¹ Universe is number of counties in state or U.S. with item.

² Data were collected for a maximum of three operators per farm.

³ Items with a rank that cannot be disclosed are separated by a blank line, position in table does not indicate rank.