



# 2002 Census of Agriculture County Profile

## Le Sueur, Minnesota

### Number of farms

974 farms in 2002, 934 farms in 1997, up 4 percent.

### Land in farms

238,076 acres in 2002, 217,338 acres in 1997, up 10 percent.

### Average size of farm

244 acres in 2002, 233 acres in 1997, up 5 percent.

### Market Value of Production

\$88,206,000 in 2002, \$83,266,000 in 1997, up 6 percent.

Crop sales accounted for \$45,425,000 of the total value in 2002.

Livestock sales accounted for \$42,781,000 of the total value in 2002.

### Market Value of Production, average per farm

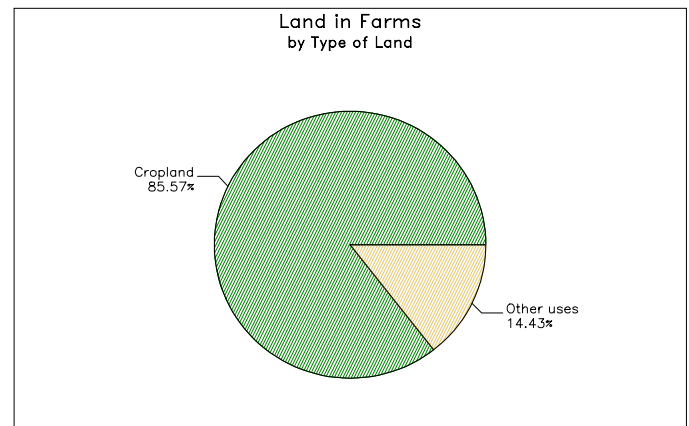
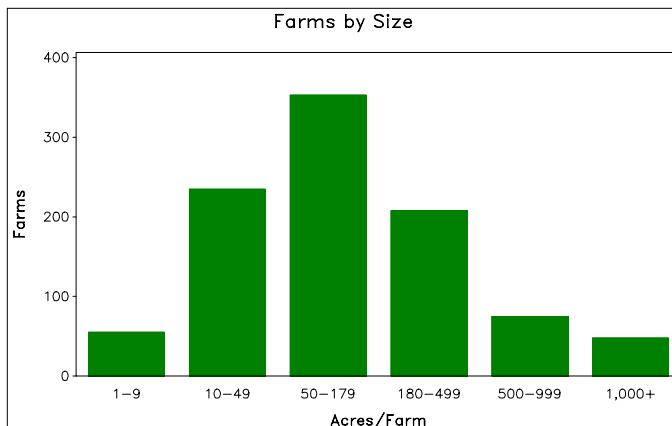
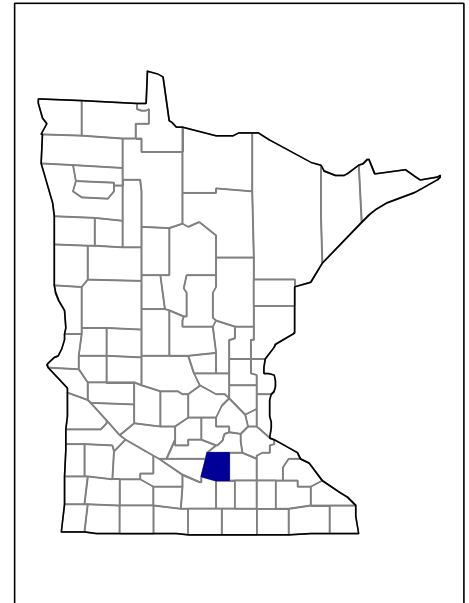
\$90,560 in 2002, \$89,150 in 1997, up 2 percent.

### Government Payments

\$3,955,000 in 2002, \$4,005,000 in 1997, down 1 percent.

### Government Payments, average per farm receiving payments

\$6,257 in 2002, \$5,890 in 1997, up 6 percent.



**2002 Census of Agriculture  
County Profile  
United States Department of Agriculture, Minnesota Agricultural Statistics Service**

**Le Sueur, Minnesota**

**Ranked items among the 87 state counties and 3,078 U.S. counties, 2002**

Item	Quantity	State Rank	Universe <sup>1</sup>	U.S. Rank	Universe <sup>1</sup>
<b>MARKET VALUE OF AGRICULTURAL PRODUCTS SOLD (\$1,000)</b>					
Total value of agricultural products sold	88,206	49	87	628	3,075
Value of crops including nursery and greenhouse	45,425	48	87	529	3,070
Value of livestock, poultry, and their products	42,781	41	87	669	3,070
<b>VALUE OF SALES BY COMMODITY GROUP (\$1,000)</b>					
Grains, oilseeds, dry beans, and dry peas	42,489	43	85	317	2,871
Tobacco	-	-	-	-	560
Cotton and cottonseed	-	-	-	-	656
Vegetables, melons, potatoes, and sweet potatoes	1,833	35	86	556	2,747
Fruits, tree nuts, and berries	(D)	(D)	83	(D)	2,638
Nursery, greenhouse, floriculture, and sod	(D)	(D)	81	(D)	2,708
Cut Christmas trees and short rotation woody crops	(D)	(D)	62	(D)	1,774
Other crops and hay	705	73	87	1,591	3,046
Poultry and eggs	3,530	34	87	695	2,918
Cattle and calves	10,939	27	86	926	3,053
Milk and other dairy products from cows	5,130	40	84	617	2,493
Hogs and pigs	22,063	27	87	138	2,919
Sheep, goats, and their products	130	34	85	654	2,997
Horses, ponies, mules, burros, and donkeys	(D)	(D)	85	(D)	3,014
Aquaculture	(D)	(D)	46	(D)	1,520
Other animals and other animal products	783	9	85	167	2,727
<b>TOP LIVESTOCK INVENTORY ITEMS (number)</b>					
Turkeys	121,089	26	82	149	2,328
Hogs and pigs	78,721	31	86	197	2,926
Cattle and calves	17,467	50	87	1,583	3,059
Mink	6,530	5	20	43	117
Pheasants <sup>3</sup>	(D)	(D)	65	(D)	1,541
<b>TOP CROP ITEMS (acres)</b>					
Corn for grain	84,207	37	84	280	2,592
Soybeans	82,501	44	84	358	2,076
Forage - land used for all hay and haylage, grass silage, and greenchop	8,736	66	87	1,904	3,059
All Vegetables harvested	2,880	24	84	218	2,710
All Wheat for grain	2,262	38	82	1,237	2,517

**Other County Highlights**

Economic Characteristics	Quantity	Operator Characteristics	Quantity
Farms by value of sales		Principal operators by primary occupation:	
Less than \$1,000	340	Farming	584
\$1,000 to \$2,499	41	Other	390
\$2,500 to \$4,999	39		
\$5,000 to \$9,999	69	Principal operators by sex:	
\$10,000 to \$19,999	66	Male	909
\$20,000 to \$24,999	27	Female	65
\$25,000 to \$39,999	68		
\$40,000 to \$49,999	37	Average age of principal operator (years)	55.1
\$50,000 to \$99,999	95		
\$100,000 to \$249,999	94	All operators <sup>2</sup> by race:	
\$250,000 to \$499,999	60	White	1,292
\$500,000 or more	38	Black or African American	-
Total farm production expenses (\$1,000)	80,783	American Indian or Alaska Native	-
Average per farm (\$)	82,770	Native Hawaiian or Other Pacific Islander	-
		Asian	-
Net cash farm income of operation (\$1,000)	17,846	More than one race	-
Average per farm (\$)	18,285	All operators <sup>2</sup> of Spanish, Hispanic, or Latino Origin	2

(D) Cannot be disclosed. (Z) Less than half of the unit shown. See "Census of Agriculture, Volume 1, Geographic Area Series" for complete footnotes.

<sup>1</sup> Universe is number of counties in state or U.S. with item.

<sup>2</sup> Data were collected for a maximum of three operators per farm.

<sup>3</sup> Items with a rank that cannot be disclosed are separated by a blank line, position in table does not indicate rank.