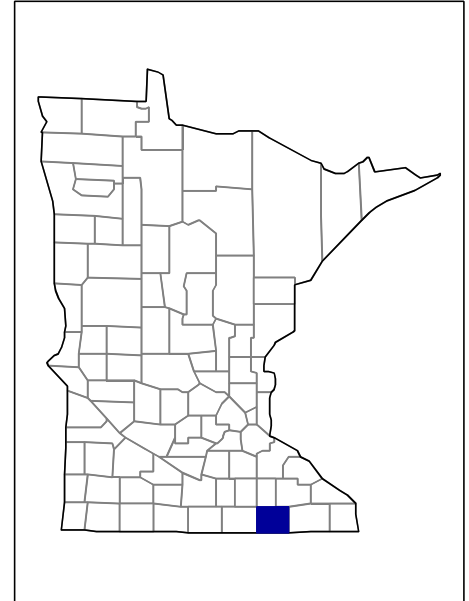


# 2002 Census of Agriculture County Profile

## Mower, Minnesota



### Number of farms

1,088 farms in 2002, 1,166 farms in 1997, down 7 percent.

### Land in farms

412,145 acres in 2002, 407,685 acres in 1997, up 1 percent.

### Average size of farm

379 acres in 2002, 350 acres in 1997, up 8 percent.

### Market Value of Production

\$178,681,000 in 2002, \$162,910,000 in 1997, up 10 percent.

Crop sales accounted for \$105,467,000 of the total value in 2002.

Livestock sales accounted for \$73,214,000 of the total value in 2002.

### Market Value of Production, average per farm

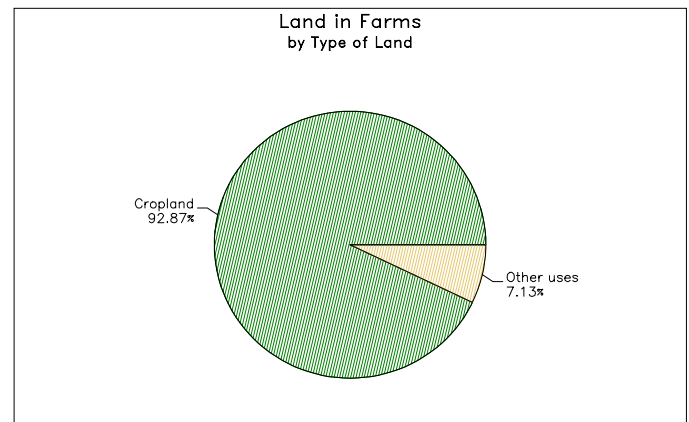
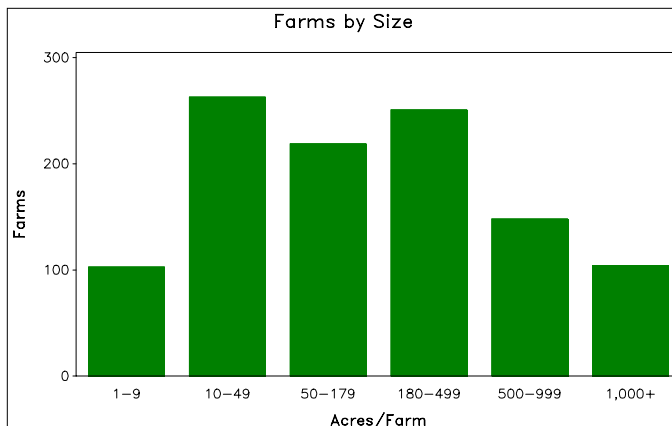
\$164,229 in 2002, \$139,717 in 1997, up 18 percent.

### Government Payments

\$6,693,000 in 2002, \$6,702,000 in 1997, down slightly.

### Government Payments, average per farm receiving payments

\$10,203 in 2002, \$8,193 in 1997, up 25 percent.



**2002 Census of Agriculture  
County Profile  
United States Department of Agriculture, Minnesota Agricultural Statistics Service**

**Mower, Minnesota**

**Ranked items among the 87 state counties and 3,078 U.S. counties, 2002**

Item	Quantity	State Rank	Universe <sup>1</sup>	U.S. Rank	Universe <sup>1</sup>
<b>MARKET VALUE OF AGRICULTURAL PRODUCTS SOLD (\$1,000)</b>					
Total value of agricultural products sold	178,681	10	87	183	3,075
Value of crops including nursery and greenhouse	105,467	6	87	119	3,070
Value of livestock, poultry, and their products	73,214	19	87	327	3,070
<b>VALUE OF SALES BY COMMODITY GROUP (\$1,000)</b>					
Grains, oilseeds, dry beans, and dry peas	95,304	6	85	27	2,871
Tobacco	-	-	-	-	560
Cotton and cottonseed	-	-	-	-	656
Vegetables, melons, potatoes, and sweet potatoes	(D)	(D)	86	(D)	2,747
Fruits, tree nuts, and berries	(D)	(D)	83	(D)	2,638
Nursery, greenhouse, floriculture, and sod	(D)	(D)	81	(D)	2,708
Cut Christmas trees and short rotation woody crops	-	-	62	-	1,774
Other crops and hay	657	75	87	1,642	3,046
Poultry and eggs	(D)	(D)	87	(D)	2,918
Cattle and calves	(D)	(D)	86	(D)	3,053
Milk and other dairy products from cows	11,054	26	84	346	2,493
Hogs and pigs	48,114	10	87	45	2,919
Sheep, goats, and their products	179	24	85	481	2,997
Horses, ponies, mules, burros, and donkeys	153	33	85	1,375	3,014
Aquaculture	-	-	46	-	1,520
Other animals and other animal products	190	29	85	619	2,727
<b>TOP LIVESTOCK INVENTORY ITEMS (number)</b>					
Hogs and pigs	220,759	10	86	48	2,926
Layers 20 weeks old and older	(D)	23	86	(D)	2,983
Cattle and calves	24,697	33	87	1,250	3,059
Sheep and lambs	1,857	30	85	597	2,867
Turkeys <sup>3</sup>	(D)	(D)	82	(D)	2,328
<b>TOP CROP ITEMS (acres)</b>					
Corn for grain	173,874	7	84	36	2,592
Soybeans	169,278	8	84	34	2,076
All Vegetables harvested	12,557	4	84	52	2,710
Forage - land used for all hay and haylage, grass silage, and greenchop	11,207	57	87	1,662	3,059
Sweet corn	7,133	7	76	17	2,279

**Other County Highlights**

Economic Characteristics	Quantity	Operator Characteristics	Quantity
Farms by value of sales		Principal operators by primary occupation:	
Less than \$1,000	203	Farming	796
\$1,000 to \$2,499	69	Other	292
\$2,500 to \$4,999	44	Principal operators by sex:	
\$5,000 to \$9,999	43	Male	1,048
\$10,000 to \$19,999	63	Female	40
\$20,000 to \$24,999	28	Average age of principal operator (years)	51.4
\$25,000 to \$39,999	75	All operators <sup>2</sup> by race:	
\$40,000 to \$49,999	52	White	1,540
\$50,000 to \$99,999	131	Black or African American	-
\$100,000 to \$249,999	175	American Indian or Alaska Native	-
\$250,000 to \$499,999	112	Native Hawaiian or Other Pacific Islander	-
\$500,000 or more	93	Asian	3
Total farm production expenses (\$1,000)	148,570	More than one race	1
Average per farm (\$)	137,437	All operators <sup>2</sup> of Spanish, Hispanic, or Latino Origin	6
Net cash farm income of operation (\$1,000)	41,717		
Average per farm (\$)	38,591		

(D) Cannot be disclosed. (Z) Less than half of the unit shown. See "Census of Agriculture, Volume 1, Geographic Area Series" for complete footnotes.

<sup>1</sup> Universe is number of counties in state or U.S. with item.

<sup>2</sup> Data were collected for a maximum of three operators per farm.

<sup>3</sup> Items with a rank that cannot be disclosed are separated by a blank line, position in table does not indicate rank.