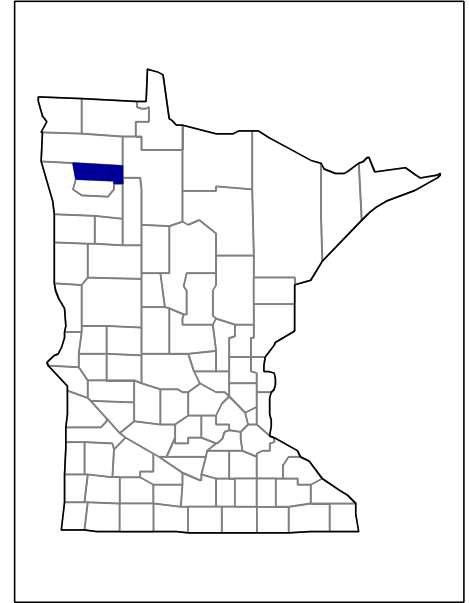


2002 Census of Agriculture County Profile

Pennington, Minnesota



Number of farms

610 farms in 2002, 602 farms in 1997, up 1 percent.

Land in farms

331,574 acres in 2002, 378,589 acres in 1997, down 12 percent.

Average size of farm

544 acres in 2002, 629 acres in 1997, down 14 percent.

Market Value of Production

\$24,429,000 in 2002, \$28,737,000 in 1997, down 15 percent.

Crop sales accounted for \$21,790,000 of the total value in 2002.

Livestock sales accounted for \$2,639,000 of the total value in 2002.

Market Value of Production, average per farm

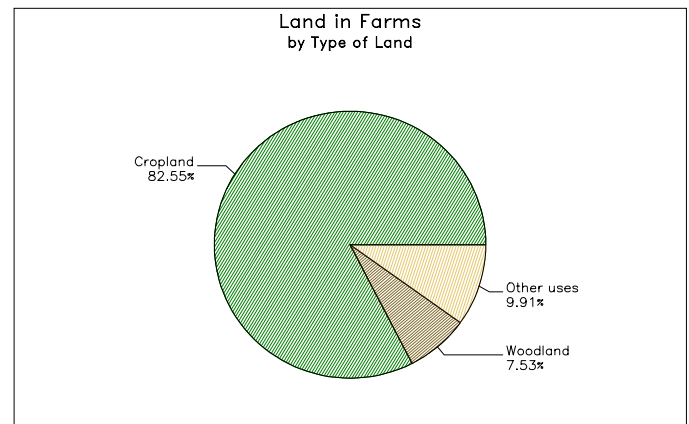
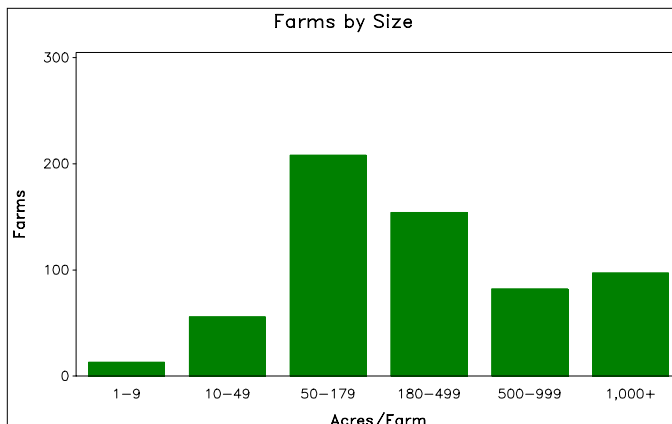
\$40,048 in 2002, \$47,736 in 1997, down 16 percent.

Government Payments

\$4,793,000 in 2002, \$5,959,000 in 1997, down 20 percent.

Government Payments, average per farm receiving payments

\$10,558 in 2002, \$12,136 in 1997, down 13 percent.



**2002 Census of Agriculture
County Profile
United States Department of Agriculture, Minnesota Agricultural Statistics Service**

Pennington, Minnesota

Ranked items among the 87 state counties and 3,078 U.S. counties, 2002

Item	Quantity	State Rank	Universe ¹	U.S. Rank	Universe ¹
MARKET VALUE OF AGRICULTURAL PRODUCTS SOLD (\$1,000)					
Total value of agricultural products sold	24,429	69	87	1,906	3,075
Value of crops including nursery and greenhouse	21,790	63	87	1,102	3,070
Value of livestock, poultry, and their products	2,639	82	87	2,621	3,070
VALUE OF SALES BY COMMODITY GROUP (\$1,000)					
Grains, oilseeds, dry beans, and dry peas	17,860	55	85	731	2,871
Tobacco	-	-	-	-	560
Cotton and cottonseed	-	-	-	-	656
Vegetables, melons, potatoes, and sweet potatoes	(D)	(D)	86	(D)	2,747
Fruits, tree nuts, and berries	(D)	(D)	83	(D)	2,638
Nursery, greenhouse, floriculture, and sod	(D)	(D)	81	(D)	2,708
Cut Christmas trees and short rotation woody crops	-	-	62	-	1,774
Other crops and hay	3,704	19	87	330	3,046
Poultry and eggs	6	78	87	2,136	2,918
Cattle and calves	1,922	79	86	2,201	3,053
Milk and other dairy products from cows	531	79	84	1,631	2,493
Hogs and pigs	(D)	(D)	87	(D)	2,919
Sheep, goats, and their products	3	83	85	2,764	2,997
Horses, ponies, mules, burros, and donkeys	(D)	(D)	85	(D)	3,014
Aquaculture	-	-	46	-	1,520
Other animals and other animal products	107	47	85	831	2,727
TOP LIVESTOCK INVENTORY ITEMS (number)					
Cattle and calves	7,925	75	87	2,250	3,059
Colonies of bees	2,095	14	74	274	2,392
Broilers and other meat-type chickens	831	39	84	934	2,599
Horses and ponies	359	73	87	2,463	3,065
Hogs and pigs ³	(D)	(D)	86	(D)	2,926
TOP CROP ITEMS (acres)					
All Wheat for grain	68,705	8	82	201	2,517
Soybeans	62,581	52	84	474	2,076
Forage - land used for all hay and haylage, grass silage, and greenchop	26,363	31	87	844	3,059
Barley	7,919	5	73	117	1,246
Oats	4,079	14	86	101	2,215

Other County Highlights

Economic Characteristics	Quantity	Operator Characteristics	Quantity
Farms by value of sales		Principal operators by primary occupation:	
Less than \$1,000	299	Farming	393
\$1,000 to \$2,499	25	Other	217
\$2,500 to \$4,999	30	Principal operators by sex:	
\$5,000 to \$9,999	26	Male	553
\$10,000 to \$19,999	46	Female	57
\$20,000 to \$24,999	23	Average age of principal operator (years)	55.4
\$25,000 to \$39,999	41	All operators ² by race:	
\$40,000 to \$49,999	12	White	796
\$50,000 to \$99,999	38	Black or African American	-
\$100,000 to \$249,999	44	American Indian or Alaska Native	-
\$250,000 to \$499,999	17	Native Hawaiian or Other Pacific Islander	-
\$500,000 or more	9	Asian	1
Total farm production expenses (\$1,000)	23,027	More than one race	1
Average per farm (\$)	37,626	All operators ² of Spanish, Hispanic, or Latino Origin	4
Net cash farm income of operation (\$1,000)	5,687		
Average per farm (\$)	9,292		

(D) Cannot be disclosed. (Z) Less than half of the unit shown. See "Census of Agriculture, Volume 1, Geographic Area Series" for complete footnotes.

¹ Universe is number of counties in state or U.S. with item.

² Data were collected for a maximum of three operators per farm.

³ Items with a rank that cannot be disclosed are separated by a blank line, position in table does not indicate rank.