



# 2002 Census of Agriculture County Profile

## Big Stone, Minnesota

### Number of farms

446 farms in 2002, 448 farms in 1997, down slightly.

### Land in farms

274,038 acres in 2002, 273,209 acres in 1997, up slightly.

### Average size of farm

614 acres in 2002, 610 acres in 1997, up 1 percent.

### Market Value of Production

\$57,670,000 in 2002, \$57,764,000 in 1997, down slightly.

Crop sales accounted for \$44,923,000 of the total value in 2002.

Livestock sales accounted for \$12,747,000 of the total value in 2002.

### Market Value of Production, average per farm

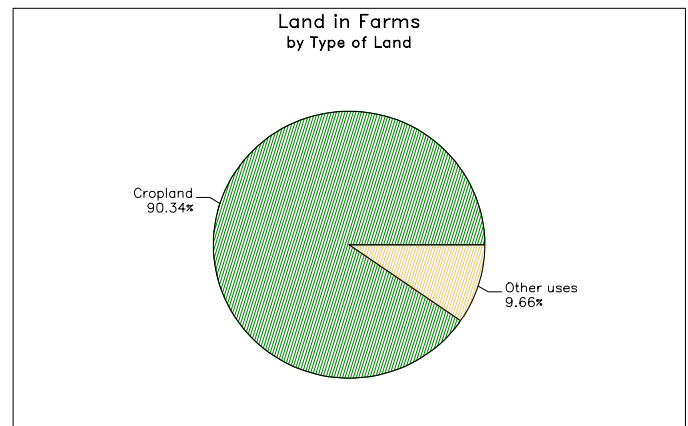
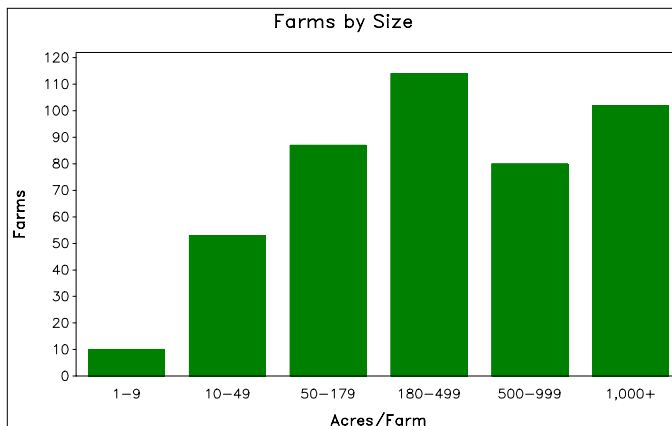
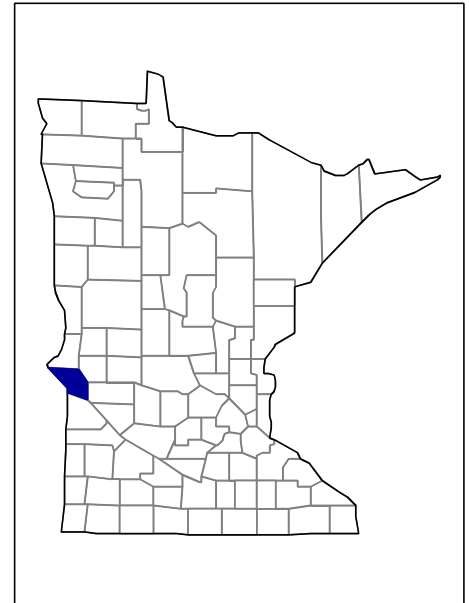
\$129,304 in 2002, \$128,936 in 1997, up slightly.

### Government Payments

\$3,061,000 in 2002, \$2,960,000 in 1997, up 3 percent.

### Government Payments, average per farm receiving payments

\$9,779 in 2002, \$8,109 in 1997, up 21 percent.



**2002 Census of Agriculture  
County Profile  
United States Department of Agriculture, Minnesota Agricultural Statistics Service**

**Big Stone, Minnesota**

**Ranked items among the 87 state counties and 3,078 U.S. counties, 2002**

Item	Quantity	State Rank	Universe <sup>1</sup>	U.S. Rank	Universe <sup>1</sup>
<b>MARKET VALUE OF AGRICULTURAL PRODUCTS SOLD (\$1,000)</b>					
Total value of agricultural products sold	57,670	58	87	994	3,075
Value of crops including nursery and greenhouse	44,923	50	87	540	3,070
Value of livestock, poultry, and their products	12,747	58	87	1,671	3,070
<b>VALUE OF SALES BY COMMODITY GROUP (\$1,000)</b>					
Grains, oilseeds, dry beans, and dry peas	(D)	(D)	85	(D)	2,871
Tobacco	-	-	-	-	560
Cotton and cottonseed	-	-	-	-	656
Vegetables, melons, potatoes, and sweet potatoes	(D)	(D)	86	(D)	2,747
Fruits, tree nuts, and berries	(D)	(D)	83	(D)	2,638
Nursery, greenhouse, floriculture, and sod	-	-	81	-	2,708
Cut Christmas trees and short rotation woody crops	-	-	62	-	1,774
Other crops and hay	(D)	(D)	87	(D)	3,046
Poultry and eggs	(D)	(D)	87	(D)	2,918
Cattle and calves	1,964	77	86	2,183	3,053
Milk and other dairy products from cows	(D)	(D)	84	(D)	2,493
Hogs and pigs	7,133	36	87	385	2,919
Sheep, goats, and their products	(D)	(D)	85	(D)	2,997
Horses, ponies, mules, burros, and donkeys	18	80	85	2,791	3,014
Aquaculture	(D)	(D)	46	(D)	1,520
Other animals and other animal products	(D)	(D)	85	(D)	2,727
<b>TOP LIVESTOCK INVENTORY ITEMS (number)</b>					
Turkeys	(D)	37	82	(D)	2,328
Hogs and pigs	43,337	34	86	320	2,926
Cattle and calves	6,728	78	87	2,353	3,059
Colonies of bees	(D)	8	74	(D)	2,392
Layers 20 weeks old and older	310	71	86	2,237	2,983
<b>TOP CROP ITEMS (acres)</b>					
Soybeans	113,298	31	84	194	2,076
Corn for grain	70,920	45	84	345	2,592
All Wheat for grain	34,905	15	82	321	2,517
Forage - land used for all hay and haylage, grass silage, and greenchop	5,990	76	87	2,183	3,059
Corn for silage	1,226	69	84	1,001	2,307

**Other County Highlights**

Economic Characteristics	Quantity	Operator Characteristics	Quantity
Farms by value of sales		Principal operators by primary occupation:	
Less than \$1,000	99	Farming	344
\$1,000 to \$2,499	11	Other	102
\$2,500 to \$4,999	8		
\$5,000 to \$9,999	18	Principal operators by sex:	
\$10,000 to \$19,999	18	Male	425
\$20,000 to \$24,999	10	Female	21
\$25,000 to \$39,999	33		
\$40,000 to \$49,999	23	Average age of principal operator (years)	51.2
\$50,000 to \$99,999	61		
\$100,000 to \$249,999	91	All operators <sup>2</sup> by race:	
\$250,000 to \$499,999	58	White	589
\$500,000 or more	16	Black or African American	-
Total farm production expenses (\$1,000)	45,925	American Indian or Alaska Native	-
Average per farm (\$)	101,829	Native Hawaiian or Other Pacific Islander	-
		Asian	-
Net cash farm income of operation (\$1,000)	15,192	More than one race	-
Average per farm (\$)	33,686	All operators <sup>2</sup> of Spanish, Hispanic, or Latino Origin	8

(D) Cannot be disclosed. (Z) Less than half of the unit shown. See "Census of Agriculture, Volume 1, Geographic Area Series" for complete footnotes.

<sup>1</sup> Universe is number of counties in state or U.S. with item.

<sup>2</sup> Data were collected for a maximum of three operators per farm.