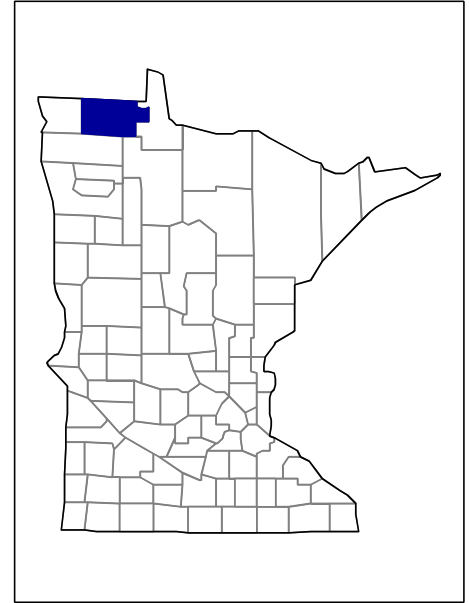


# 2002 Census of Agriculture County Profile

## Roseau, Minnesota



### Number of farms

1,238 farms in 2002, 1,215 farms in 1997, up 2 percent.

### Land in farms

702,918 acres in 2002, 711,732 acres in 1997, down 1 percent.

### Average size of farm

568 acres in 2002, 586 acres in 1997, down 3 percent.

### Market Value of Production

\$44,544,000 in 2002, \$62,869,000 in 1997, down 29 percent.

Crop sales accounted for \$26,464,000 of the total value in 2002.

Livestock sales accounted for \$18,080,000 of the total value in 2002.

### Market Value of Production, average per farm

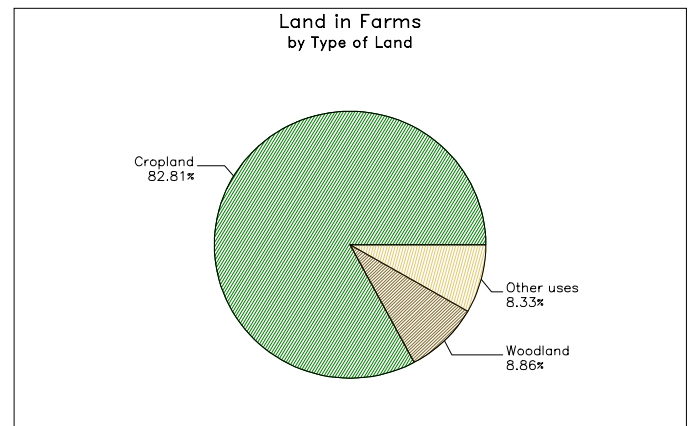
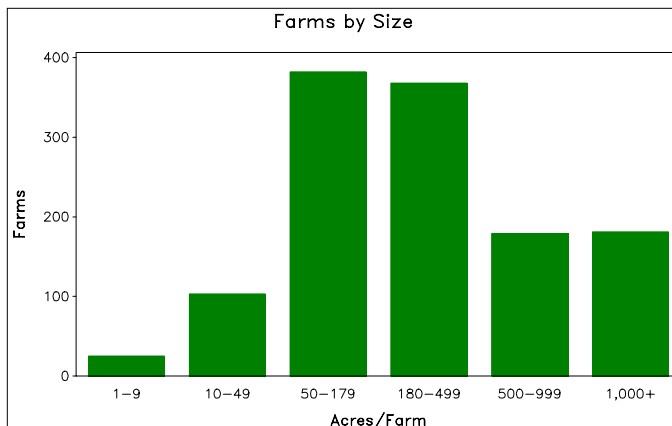
\$35,981 in 2002, \$51,744 in 1997, down 30 percent.

### Government Payments

\$8,669,000 in 2002, \$8,793,000 in 1997, down 1 percent.

### Government Payments, average per farm receiving payments

\$10,344 in 2002, \$9,771 in 1997, up 6 percent.



**2002 Census of Agriculture  
County Profile  
United States Department of Agriculture, Minnesota Agricultural Statistics Service**

**Roseau, Minnesota**

**Ranked items among the 87 state counties and 3,078 U.S. counties, 2002**

Item	Quantity	State Rank	Universe <sup>1</sup>	U.S. Rank	Universe <sup>1</sup>
<b>MARKET VALUE OF AGRICULTURAL PRODUCTS SOLD (\$1,000)</b>					
Total value of agricultural products sold	44,544	64	87	1,298	3,075
Value of crops including nursery and greenhouse	26,464	60	87	959	3,070
Value of livestock, poultry, and their products	18,080	53	87	1,383	3,070
<b>VALUE OF SALES BY COMMODITY GROUP (\$1,000)</b>					
Grains, oilseeds, dry beans, and dry peas	17,851	56	85	732	2,871
Tobacco	-	-	-	-	560
Cotton and cottonseed	-	-	-	-	656
Vegetables, melons, potatoes, and sweet potatoes	(D)	(D)	86	(D)	2,747
Fruits, tree nuts, and berries	15	51	83	2,059	2,638
Nursery, greenhouse, floriculture, and sod	(D)	(D)	81	(D)	2,708
Cut Christmas trees and short rotation woody crops	(D)	(D)	62	(D)	1,774
Other crops and hay	(D)	(D)	87	(D)	3,046
Poultry and eggs	7,217	22	87	535	2,918
Cattle and calves	5,477	53	86	1,453	3,053
Milk and other dairy products from cows	4,137	50	84	707	2,493
Hogs and pigs	(D)	(D)	87	(D)	2,919
Sheep, goats, and their products	(D)	(D)	85	(D)	2,997
Horses, ponies, mules, burros, and donkeys	218	24	85	1,034	3,014
Aquaculture	-	-	46	-	1,520
Other animals and other animal products	381	17	85	363	2,727
<b>TOP LIVESTOCK INVENTORY ITEMS (number)</b>					
Turkeys	271,502	17	82	90	2,328
Cattle and calves	23,301	38	87	1,296	3,059
Colonies of bees	8,187	3	74	59	2,392
Hogs and pigs	2,964	66	86	1,027	2,926
Sheep and lambs	1,453	43	85	728	2,867
<b>TOP CROP ITEMS (acres)</b>					
All Wheat for grain	108,575	7	82	119	2,517
Forage - land used for all hay and haylage, grass silage, and greenchop	53,449	10	87	259	3,059
Canola	24,614	1	13	15	165
Barley	20,319	2	73	57	1,246
All Field and grass seed crops	17,587	1	43	15	1,293

**Other County Highlights**

Economic Characteristics	Quantity
Farms by value of sales	
Less than \$1,000	582
\$1,000 to \$2,499	65
\$2,500 to \$4,999	82
\$5,000 to \$9,999	87
\$10,000 to \$19,999	104
\$20,000 to \$24,999	37
\$25,000 to \$39,999	55
\$40,000 to \$49,999	27
\$50,000 to \$99,999	86
\$100,000 to \$249,999	68
\$250,000 to \$499,999	34
\$500,000 or more	11
Total farm production expenses (\$1,000)	53,607
Average per farm (\$)	43,618
Net cash farm income of operation (\$1,000)	2,558
Average per farm (\$)	2,081

Operator Characteristics	Quantity
Principal operators by primary occupation:	
Farming	677
Other	561
Principal operators by sex:	
Male	1,137
Female	101
Average age of principal operator (years)	54.3
All operators <sup>2</sup> by race:	
White	1,669
Black or African American	-
American Indian or Alaska Native	-
Native Hawaiian or Other Pacific Islander	-
Asian	1
More than one race	-
All operators <sup>2</sup> of Spanish, Hispanic, or Latino Origin	9

(D) Cannot be disclosed. (Z) Less than half of the unit shown. See "Census of Agriculture, Volume 1, Geographic Area Series" for complete footnotes.

<sup>1</sup> Universe is number of counties in state or U.S. with item.

<sup>2</sup> Data were collected for a maximum of three operators per farm.