



# 2002 Census of Agriculture County Profile

## Steele, Minnesota

### Number of farms

899 farms in 2002, 803 farms in 1997, up 12 percent.

### Land in farms

281,847 acres in 2002, 235,872 acres in 1997, up 19 percent.

### Average size of farm

314 acres in 2002, 294 acres in 1997, up 7 percent.

### Market Value of Production

\$127,952,000 in 2002, \$97,874,000 in 1997, up 31 percent.

Crop sales accounted for \$80,270,000 of the total value in 2002.

Livestock sales accounted for \$47,682,000 of the total value in 2002.

### Market Value of Production, average per farm

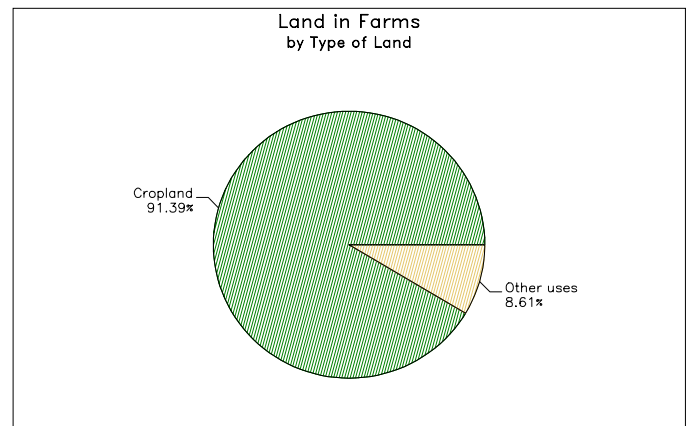
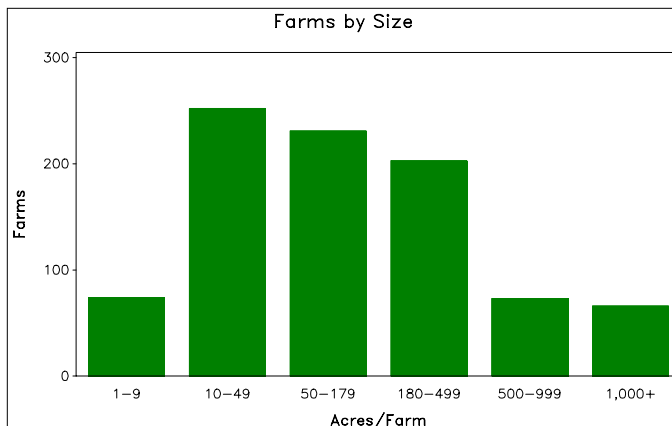
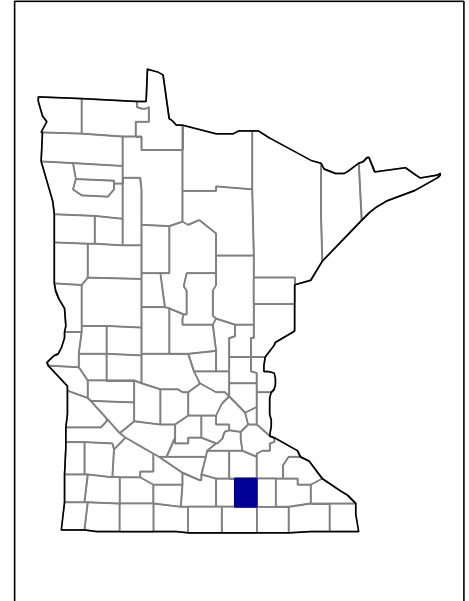
\$142,327 in 2002, \$121,886 in 1997, up 17 percent.

### Government Payments

\$4,801,000 in 2002, \$4,140,000 in 1997, up 16 percent.

### Government Payments, average per farm receiving payments

\$8,208 in 2002, \$7,340 in 1997, up 12 percent.



**2002 Census of Agriculture  
County Profile  
United States Department of Agriculture, Minnesota Agricultural Statistics Service**

**Steele, Minnesota**

**Ranked items among the 87 state counties and 3,078 U.S. counties, 2002**

Item	Quantity	State Rank	Universe <sup>1</sup>	U.S. Rank	Universe <sup>1</sup>
<b>MARKET VALUE OF AGRICULTURAL PRODUCTS SOLD (\$1,000)</b>					
Total value of agricultural products sold	127,952	28	87	330	3,075
Value of crops including nursery and greenhouse	80,270	19	87	216	3,070
Value of livestock, poultry, and their products	47,682	37	87	593	3,070
<b>VALUE OF SALES BY COMMODITY GROUP (\$1,000)</b>					
Grains, oilseeds, dry beans, and dry peas	56,961	29	85	175	2,871
Tobacco	-	-	-	-	560
Cotton and cottonseed	-	-	-	-	656
Vegetables, melons, potatoes, and sweet potatoes	13,929	5	86	132	2,747
Fruits, tree nuts, and berries	(D)	(D)	83	(D)	2,638
Nursery, greenhouse, floriculture, and sod	(D)	(D)	81	(D)	2,708
Cut Christmas trees and short rotation woody crops	-	-	62	-	1,774
Other crops and hay	510	79	87	1,883	3,046
Poultry and eggs	9,220	16	87	477	2,918
Cattle and calves	4,763	56	86	1,564	3,053
Milk and other dairy products from cows	10,662	27	84	359	2,493
Hogs and pigs	22,552	24	87	129	2,919
Sheep, goats, and their products	51	60	85	1,255	2,997
Horses, ponies, mules, burros, and donkeys	(D)	(D)	85	(D)	3,014
Aquaculture	(D)	(D)	46	(D)	1,520
Other animals and other animal products	294	20	85	440	2,727
<b>TOP LIVESTOCK INVENTORY ITEMS (number)</b>					
Turkeys	418,419	10	82	66	2,328
Hogs and pigs	102,303	25	86	150	2,926
Layers 20 weeks old and older	(D)	24	86	(D)	2,983
Cattle and calves	19,544	46	87	1,482	3,059
Quail	(D)	2	32	(D)	1,412
<b>TOP CROP ITEMS (acres)</b>					
Corn for grain	113,639	26	84	174	2,592
Soybeans	96,627	35	84	266	2,076
All Vegetables harvested	14,394	3	84	47	2,710
Forage - land used for all hay and haylage, grass silage, and greenchop	9,904	61	87	1,782	3,059
Sweet corn	8,692	3	76	11	2,279

**Other County Highlights**

Economic Characteristics	Quantity	Operator Characteristics	Quantity
Farms by value of sales		Principal operators by primary occupation:	
Less than \$1,000	275	Farming	577
\$1,000 to \$2,499	50	Other	322
\$2,500 to \$4,999	35		
\$5,000 to \$9,999	60	Principal operators by sex:	
\$10,000 to \$19,999	47	Male	831
\$20,000 to \$24,999	17	Female	68
\$25,000 to \$39,999	47		
\$40,000 to \$49,999	32	Average age of principal operator (years)	52.5
\$50,000 to \$99,999	90		
\$100,000 to \$249,999	117	All operators <sup>2</sup> by race:	
\$250,000 to \$499,999	58	White	1,249
\$500,000 or more	71	Black or African American	-
Total farm production expenses (\$1,000)	115,257	American Indian or Alaska Native	-
Average per farm (\$)	127,921	Native Hawaiian or Other Pacific Islander	-
		Asian	2
Net cash farm income of operation (\$1,000)	18,697	More than one race	-
Average per farm (\$)	20,751	All operators <sup>2</sup> of Spanish, Hispanic, or Latino Origin	9

(D) Cannot be disclosed. (Z) Less than half of the unit shown. See "Census of Agriculture, Volume 1, Geographic Area Series" for complete footnotes.

<sup>1</sup> Universe is number of counties in state or U.S. with item.

<sup>2</sup> Data were collected for a maximum of three operators per farm.