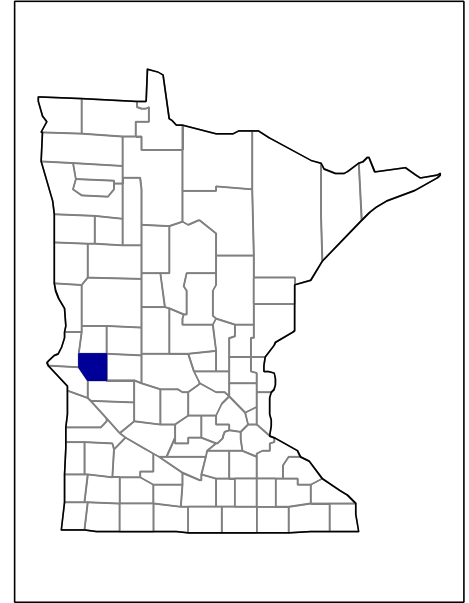




2002 Census of Agriculture County Profile

Stevens, Minnesota



Number of farms

556 farms in 2002, 524 farms in 1997, up 6 percent.

Land in farms

313,292 acres in 2002, 315,360 acres in 1997, down 1 percent.

Average size of farm

563 acres in 2002, 602 acres in 1997, down 6 percent.

Market Value of Production

\$120,209,000 in 2002, \$109,848,000 in 1997, up 9 percent.

Crop sales accounted for \$65,116,000 of the total value in 2002.

Livestock sales accounted for \$55,093,000 of the total value in 2002.

Market Value of Production, average per farm

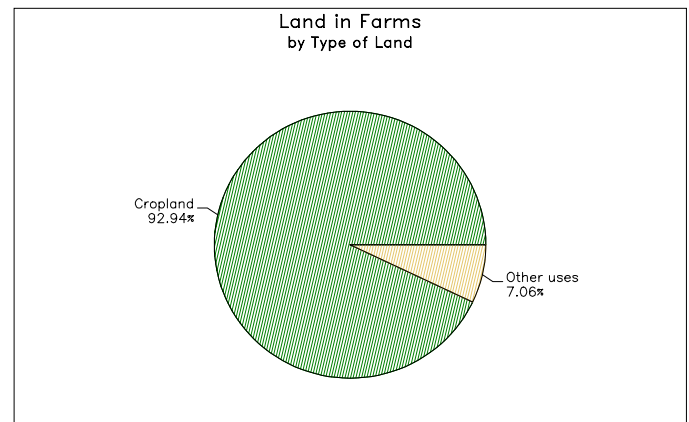
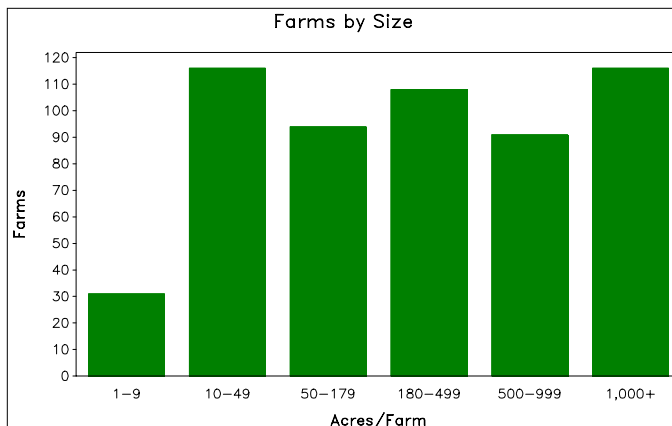
\$216,203 in 2002, \$209,633 in 1997, up 3 percent.

Government Payments

\$4,055,000 in 2002, \$4,023,000 in 1997, up 1 percent.

Government Payments, average per farm receiving payments

\$9,989 in 2002, \$9,885 in 1997, up 1 percent.



**2002 Census of Agriculture
County Profile
United States Department of Agriculture, Minnesota Agricultural Statistics Service**

Stevens, Minnesota

Ranked items among the 87 state counties and 3,078 U.S. counties, 2002

Item	Quantity	State Rank	Universe ¹	U.S. Rank	Universe ¹
MARKET VALUE OF AGRICULTURAL PRODUCTS SOLD (\$1,000)					
Total value of agricultural products sold	120,209	31	87	368	3,075
Value of crops including nursery and greenhouse	65,116	31	87	327	3,070
Value of livestock, poultry, and their products	55,093	30	87	496	3,070
VALUE OF SALES BY COMMODITY GROUP (\$1,000)					
Grains, oilseeds, dry beans, and dry peas	61,449	26	85	156	2,871
Tobacco	-	-	-	-	560
Cotton and cottonseed	-	-	-	-	656
Vegetables, melons, potatoes, and sweet potatoes	(D)	(D)	86	(D)	2,747
Fruits, tree nuts, and berries	(D)	(D)	83	(D)	2,638
Nursery, greenhouse, floriculture, and sod	(D)	(D)	81	(D)	2,708
Cut Christmas trees and short rotation woody crops	-	-	62	-	1,774
Other crops and hay	3,525	20	87	343	3,046
Poultry and eggs	(D)	(D)	87	(D)	2,918
Cattle and calves	18,093	13	86	576	3,053
Milk and other dairy products from cows	5,081	41	84	620	2,493
Hogs and pigs	30,924	19	87	92	2,919
Sheep, goats, and their products	131	33	85	647	2,997
Horses, ponies, mules, burros, and donkeys	32	74	85	2,580	3,014
Aquaculture	-	-	46	-	1,520
Other animals and other animal products	(D)	(D)	85	(D)	2,727
TOP LIVESTOCK INVENTORY ITEMS (number)					
Hogs and pigs	130,188	20	86	111	2,926
Cattle and calves	23,169	39	87	1,300	3,059
Broilers and other meat-type chickens	(D)	15	84	(D)	2,599
Sheep and lambs	1,801	31	85	613	2,867
Layers 20 weeks old and older ³	(D)	(D)	86	(D)	2,983
TOP CROP ITEMS (acres)					
Soybeans	116,631	29	84	178	2,076
Corn for grain	112,116	27	84	176	2,592
All Wheat for grain	23,406	16	82	422	2,517
Forage - land used for all hay and haylage, grass silage, and greenchop	6,719	72	87	2,097	3,059
Corn for silage	3,368	36	84	513	2,307

Other County Highlights

Economic Characteristics	Quantity	Operator Characteristics	Quantity
Farms by value of sales		Principal operators by primary occupation:	
Less than \$1,000	165	Farming	387
\$1,000 to \$2,499	15	Other	169
\$2,500 to \$4,999	17	Principal operators by sex:	
\$5,000 to \$9,999	15	Male	519
\$10,000 to \$19,999	11	Female	37
\$20,000 to \$24,999	7	Average age of principal operator (years)	51.9
\$25,000 to \$39,999	26	All operators ² by race:	
\$40,000 to \$49,999	12	White	791
\$50,000 to \$99,999	54	Black or African American	-
\$100,000 to \$249,999	103	American Indian or Alaska Native	-
\$250,000 to \$499,999	67	Native Hawaiian or Other Pacific Islander	-
\$500,000 or more	64	Asian	-
Total farm production expenses (\$1,000)	94,869	More than one race	-
Average per farm (\$)	172,175	All operators ² of Spanish, Hispanic, or Latino Origin	9
Net cash farm income of operation (\$1,000)	32,984		
Average per farm (\$)	59,862		

(D) Cannot be disclosed. (Z) Less than half of the unit shown. See "Census of Agriculture, Volume 1, Geographic Area Series" for complete footnotes.

¹ Universe is number of counties in state or U.S. with item.

² Data were collected for a maximum of three operators per farm.

³ Items with a rank that cannot be disclosed are separated by a blank line, position in table does not indicate rank.