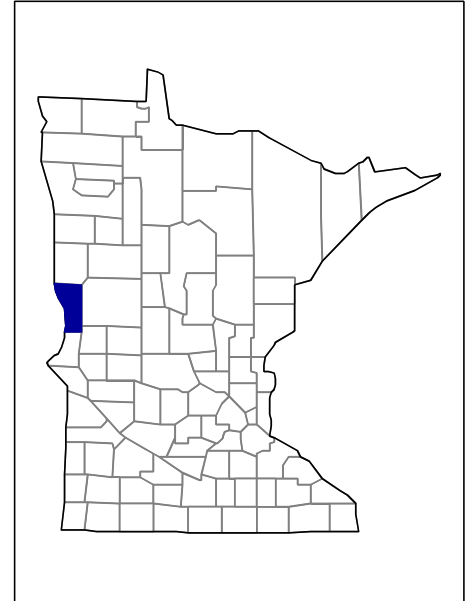


2002 Census of Agriculture County Profile

Wilkin, Minnesota



Number of farms

414 farms in 2002, 466 farms in 1997, down 11 percent.

Land in farms

424,508 acres in 2002, 483,592 acres in 1997, down 12 percent.

Average size of farm

1,025 acres in 2002, 1,038 acres in 1997, down 1 percent.

Market Value of Production

\$106,234,000 in 2002, \$103,820,000 in 1997, up 2 percent.

Crop sales accounted for \$98,044,000 of the total value in 2002.

Livestock sales accounted for \$8,191,000 of the total value in 2002.

Market Value of Production, average per farm

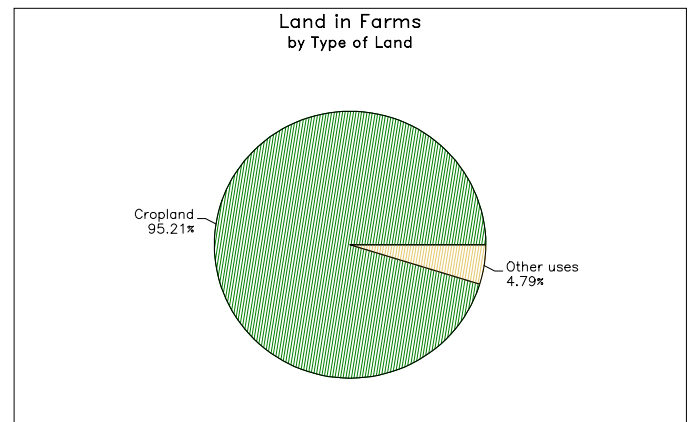
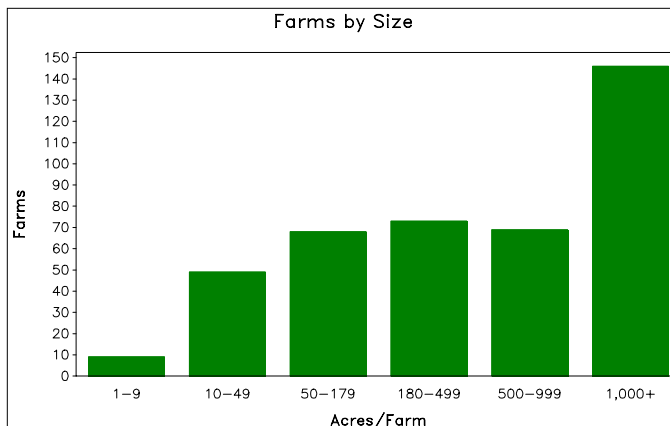
\$256,605 in 2002, \$222,791 in 1997, up 15 percent.

Government Payments

\$4,546,000 in 2002, \$4,941,000 in 1997, down 8 percent.

Government Payments, average per farm receiving payments

\$14,388 in 2002, \$12,540 in 1997, up 15 percent.



**2002 Census of Agriculture
County Profile
United States Department of Agriculture, Minnesota Agricultural Statistics Service**

Wilkin, Minnesota

Ranked items among the 87 state counties and 3,078 U.S. counties, 2002

Item	Quantity	State Rank	Universe ¹	U.S. Rank	Universe ¹
MARKET VALUE OF AGRICULTURAL PRODUCTS SOLD (\$1,000)					
Total value of agricultural products sold	106,234	37	87	456	3,075
Value of crops including nursery and greenhouse	98,044	10	87	136	3,070
Value of livestock, poultry, and their products	8,191	69	87	2,027	3,070
VALUE OF SALES BY COMMODITY GROUP (\$1,000)					
Grains, oilseeds, dry beans, and dry peas	61,719	25	85	154	2,871
Tobacco	-	-	-	-	560
Cotton and cottonseed	-	-	-	-	656
Vegetables, melons, potatoes, and sweet potatoes	(D)	(D)	86	(D)	2,747
Fruits, tree nuts, and berries	(D)	(D)	83	(D)	2,638
Nursery, greenhouse, floriculture, and sod	(D)	(D)	81	(D)	2,708
Cut Christmas trees and short rotation woody crops	-	-	62	-	1,774
Other crops and hay	(D)	(D)	87	(D)	3,046
Poultry and eggs	9	75	87	2,023	2,918
Cattle and calves	(D)	(D)	86	(D)	3,053
Milk and other dairy products from cows	(D)	(D)	84	(D)	2,493
Hogs and pigs	5,673	39	87	435	2,919
Sheep, goats, and their products	9	80	85	2,373	2,997
Horses, ponies, mules, burros, and donkeys	-	-	85	-	3,014
Aquaculture	-	-	46	-	1,520
Other animals and other animal products	-	-	85	-	2,727
TOP LIVESTOCK INVENTORY ITEMS (number)					
Hogs and pigs	(D)	41	86	(D)	2,926
Cattle and calves	4,809	81	87	2,546	3,059
Sheep and lambs	(D)	82	85	(D)	2,867
Horses and ponies	125	83	87	2,919	3,065
Broilers and other meat-type chickens ³	(D)	(D)	84	(D)	2,599
TOP CROP ITEMS (acres)					
Soybeans	140,627	20	84	90	2,076
All Wheat for grain	138,356	6	82	76	2,517
Sugarbeets for sugar	44,875	5	32	9	158
Corn for grain	39,248	52	84	578	2,592
Forage - land used for all hay and haylage, grass silage, and greenchop	7,673	70	87	1,994	3,059

Other County Highlights

Economic Characteristics	Quantity	Operator Characteristics	Quantity
Farms by value of sales		Principal operators by primary occupation:	
Less than \$1,000	100	Farming	315
\$1,000 to \$2,499	5	Other	99
\$2,500 to \$4,999	8	Principal operators by sex:	
\$5,000 to \$9,999	7	Male	393
\$10,000 to \$19,999	19	Female	21
\$20,000 to \$24,999	4	Average age of principal operator (years)	51.2
\$25,000 to \$39,999	19	All operators ² by race:	
\$40,000 to \$49,999	11	White	562
\$50,000 to \$99,999	47	Black or African American	-
\$100,000 to \$249,999	70	American Indian or Alaska Native	-
\$250,000 to \$499,999	55	Native Hawaiian or Other Pacific Islander	-
\$500,000 or more	69	Asian	-
Total farm production expenses (\$1,000)	76,803	More than one race	-
Average per farm (\$)	186,415	All operators ² of Spanish, Hispanic, or Latino Origin	3
Net cash farm income of operation (\$1,000)	37,291		
Average per farm (\$)	90,513		

(D) Cannot be disclosed. (Z) Less than half of the unit shown. See "Census of Agriculture, Volume 1, Geographic Area Series" for complete footnotes.

¹ Universe is number of counties in state or U.S. with item.

² Data were collected for a maximum of three operators per farm.

³ Items with a rank that cannot be disclosed are separated by a blank line, position in table does not indicate rank.