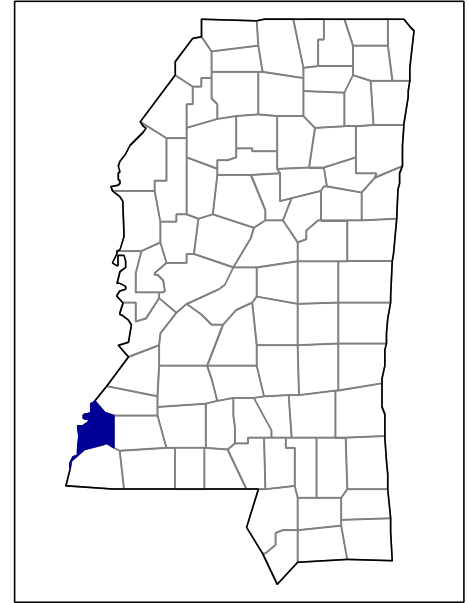


# 2002 Census of Agriculture County Profile

## Adams, Mississippi



### Number of farms

269 farms in 2002, 185 farms in 1997, up 45 percent.

### Land in farms

91,493 acres in 2002, 75,200 acres in 1997, up 22 percent.

### Average size of farm

340 acres in 2002, 406 acres in 1997, down 16 percent.

### Market Value of Production

\$5,830,000 in 2002, \$6,001,000 in 1997, down 3 percent.

Crop sales accounted for \$4,079,000 of the total value in 2002.

Livestock sales accounted for \$1,751,000 of the total value in 2002.

### Market Value of Production, average per farm

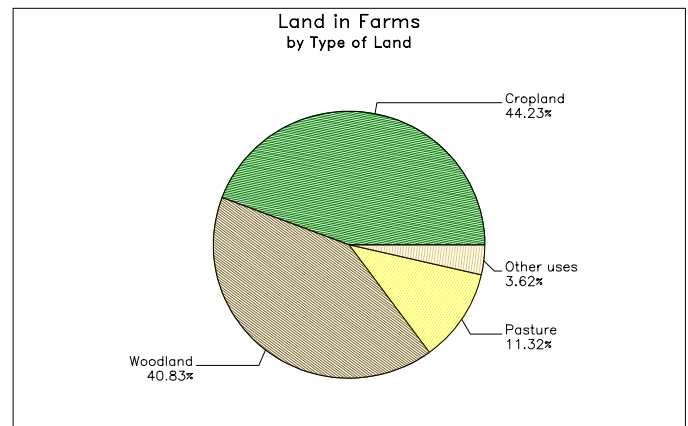
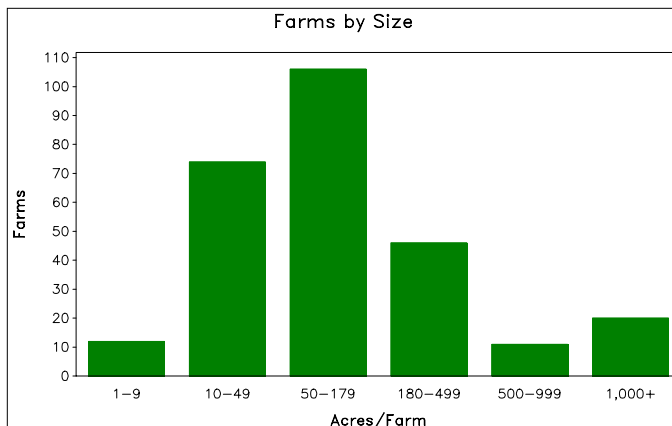
\$21,672 in 2002, \$32,440 in 1997, down 33 percent.

### Government Payments

\$884,000 in 2002, \$532,000 in 1997, up 66 percent.

### Government Payments, average per farm receiving payments

\$14,030 in 2002, \$13,300 in 1997, up 5 percent.



**2002 Census of Agriculture  
County Profile  
United States Department of Agriculture, Mississippi Agricultural Statistics Service**

**Adams, Mississippi**

**Ranked items among the 82 state counties and 3,078 U.S. counties, 2002**

Item	Quantity	State Rank	Universe <sup>1</sup>	U.S. Rank	Universe <sup>1</sup>
<b>MARKET VALUE OF AGRICULTURAL PRODUCTS SOLD (\$1,000)</b>					
Total value of agricultural products sold	5,830	75	82	2,722	3,075
Value of crops including nursery and greenhouse	4,079	40	82	2,187	3,070
Value of livestock, poultry, and their products	1,751	75	82	2,757	3,070
<b>VALUE OF SALES BY COMMODITY GROUP (\$1,000)</b>					
Grains, oilseeds, dry beans, and dry peas	2,157	32	82	1,532	2,871
Tobacco	-	-	4	-	560
Cotton and cottonseed	(D)	(D)	61	(D)	656
Vegetables, melons, potatoes, and sweet potatoes	-	-	77	-	2,747
Fruits, tree nuts, and berries	91	38	76	1,300	2,638
Nursery, greenhouse, floriculture, and sod	(D)	(D)	70	(D)	2,708
Cut Christmas trees and short rotation woody crops	-	-	47	-	1,774
Other crops and hay	142	60	82	2,673	3,046
Poultry and eggs	(D)	(D)	72	(D)	2,918
Cattle and calves	1,554	56	81	2,325	3,053
Milk and other dairy products from cows	-	-	62	-	2,493
Hogs and pigs	(D)	(D)	78	(D)	2,919
Sheep, goats, and their products	3	48	77	2,689	2,997
Horses, ponies, mules, burros, and donkeys	54	57	78	2,312	3,014
Aquaculture	115	26	47	550	1,520
Other animals and other animal products	-	-	61	-	2,727
<b>TOP LIVESTOCK INVENTORY ITEMS (number)</b>					
Cattle and calves	7,111	62	81	2,321	3,059
Ducks	(D)	3	58	(D)	2,630
Horses and ponies	486	59	82	2,196	3,065
All Goats	346	29	77	1,351	2,971
Turkeys <sup>3</sup>	(D)	(D)	47	(D)	2,328
<b>TOP CROP ITEMS (acres)</b>					
Soybeans	6,322	33	67	1,145	2,076
Corn for grain	4,440	29	82	1,322	2,592
All Cotton	(D)	39	62	(D)	663
Forage - land used for all hay and haylage, grass silage, and greenchop	3,515	66	82	2,516	3,059
All Wheat for grain	(D)	21	69	(D)	2,517

**Other County Highlights**

Economic Characteristics	Quantity	Operator Characteristics	Quantity
Farms by value of sales		Principal operators by primary occupation:	
Less than \$1,000	120	Farming	111
\$1,000 to \$2,499	39	Other	158
\$2,500 to \$4,999	44	Principal operators by sex:	
\$5,000 to \$9,999	25	Male	228
\$10,000 to \$19,999	13	Female	41
\$20,000 to \$24,999	8	Average age of principal operator (years)	59.6
\$25,000 to \$39,999	12	All operators <sup>2</sup> by race:	
\$40,000 to \$49,999	-	White	222
\$50,000 to \$99,999	-	Black or African American	121
\$100,000 to \$249,999	3	American Indian or Alaska Native	-
\$250,000 to \$499,999	1	Native Hawaiian or Other Pacific Islander	-
\$500,000 or more	4	Asian	-
Total farm production expenses (\$1,000)	8,245	More than one race	-
Average per farm (\$)	30,652	All operators <sup>2</sup> of Spanish, Hispanic, or Latino Origin	4
Net cash farm income of operation (\$1,000)	-1,008		
Average per farm (\$)	-3,748		

(D) Cannot be disclosed. (Z) Less than half of the unit shown. See "Census of Agriculture, Volume 1, Geographic Area Series" for complete footnotes.

<sup>1</sup> Universe is number of counties in state or U.S. with item.

<sup>2</sup> Data were collected for a maximum of three operators per farm.

<sup>3</sup> Items with a rank that cannot be disclosed are separated by a blank line, position in table does not indicate rank.