

# 2002 Census of Agriculture County Profile

## Choctaw, Mississippi

### Number of farms

284 farms in 2002, 297 farms in 1997, down 4 percent.

### Land in farms

64,016 acres in 2002, 75,162 acres in 1997, down 15 percent.

### Average size of farm

225 acres in 2002, 253 acres in 1997, down 11 percent.

### Market Value of Production

\$10,396,000 in 2002, \$8,636,000 in 1997, up 20 percent.

Crop sales accounted for \$839,000 of the total value in 2002.

Livestock sales accounted for \$9,558,000 of the total value in 2002.

### Market Value of Production, average per farm

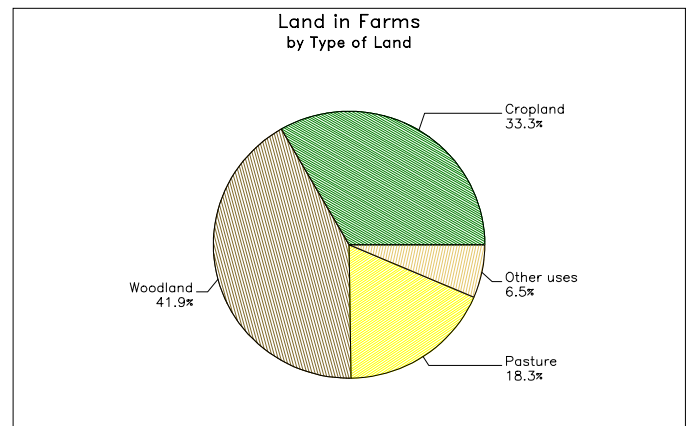
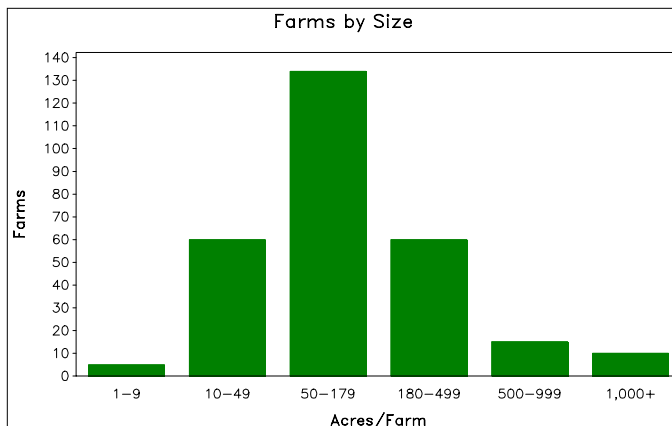
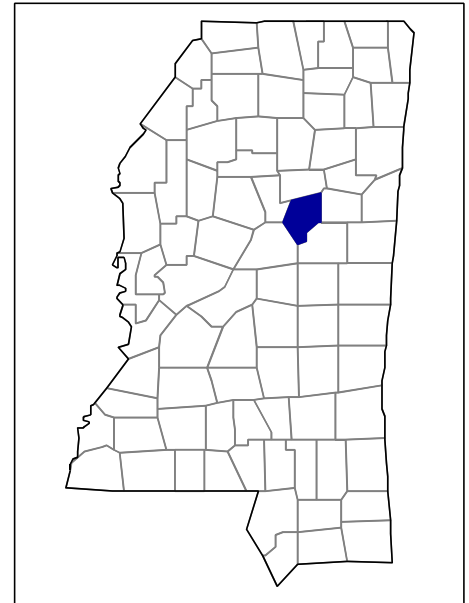
\$36,606 in 2002, \$29,078 in 1997, up 26 percent.

### Government Payments

\$428,000 in 2002, \$466,000 in 1997, down 8 percent.

### Government Payments, average per farm receiving payments

\$3,398 in 2002, \$3,952 in 1997, down 14 percent.



**2002 Census of Agriculture  
County Profile  
United States Department of Agriculture, Mississippi Agricultural Statistics Service**

**Choctaw, Mississippi**

**Ranked items among the 82 state counties and 3,078 U.S. counties, 2002**

Item	Quantity	State Rank	Universe <sup>1</sup>	U.S. Rank	Universe <sup>1</sup>
<b>MARKET VALUE OF AGRICULTURAL PRODUCTS SOLD (\$1,000)</b>					
Total value of agricultural products sold	10,396	60	82	2,488	3,075
Value of crops including nursery and greenhouse	839	71	82	2,782	3,070
Value of livestock, poultry, and their products	9,558	37	82	1,918	3,070
<b>VALUE OF SALES BY COMMODITY GROUP (\$1,000)</b>					
Grains, oilseeds, dry beans, and dry peas	(D)	(D)	82	(D)	2,871
Tobacco	-	-	4	-	560
Cotton and cottonseed	(D)	(D)	61	(D)	656
Vegetables, melons, potatoes, and sweet potatoes	(D)	(D)	77	(D)	2,747
Fruits, tree nuts, and berries	(D)	(D)	76	(D)	2,638
Nursery, greenhouse, floriculture, and sod	-	-	70	-	2,708
Cut Christmas trees and short rotation woody crops	-	-	47	-	1,774
Other crops and hay	(D)	(D)	82	(D)	3,046
Poultry and eggs	7	57	72	2,106	2,918
Cattle and calves	(D)	(D)	81	(D)	3,053
Milk and other dairy products from cows	(D)	(D)	62	(D)	2,493
Hogs and pigs	7,664	4	78	351	2,919
Sheep, goats, and their products	(D)	(D)	77	(D)	2,997
Horses, ponies, mules, burros, and donkeys	52	58	78	2,332	3,014
Aquaculture	-	-	47	-	1,520
Other animals and other animal products	(D)	(D)	61	(D)	2,727
<b>TOP LIVESTOCK INVENTORY ITEMS (number)</b>					
Hogs and pigs	34,212	3	78	376	2,926
Cattle and calves	5,040	69	81	2,519	3,059
Quail	(D)	12	34	(D)	1,412
Horses and ponies	459	62	82	2,249	3,065
Layers 20 weeks old and older	230	63	77	2,398	2,983
<b>TOP CROP ITEMS (acres)</b>					
Forage - land used for all hay and haylage, grass silage, and greenchop	4,764	60	82	2,351	3,059
Corn for grain	(D)	38	82	(D)	2,592
All Cotton	(D)	47	62	(D)	663
Oats	(D)	1	36	(D)	2,215
Corn for silage	(D)	14	51	(D)	2,307

**Other County Highlights**

Economic Characteristics	Quantity
Farms by value of sales	
Less than \$1,000	151
\$1,000 to \$2,499	48
\$2,500 to \$4,999	34
\$5,000 to \$9,999	10
\$10,000 to \$19,999	19
\$20,000 to \$24,999	4
\$25,000 to \$39,999	5
\$40,000 to \$49,999	2
\$50,000 to \$99,999	2
\$100,000 to \$249,999	2
\$250,000 to \$499,999	1
\$500,000 or more	6
Total farm production expenses (\$1,000)	10,850
Average per farm (\$)	38,071
Net cash farm income of operation (\$1,000)	452
Average per farm (\$)	1,587

Operator Characteristics	Quantity
Principal operators by primary occupation:	
Farming	133
Other	151
Principal operators by sex:	
Male	230
Female	54
Average age of principal operator (years)	56.2
All operators <sup>2</sup> by race:	
White	331
Black or African American	50
American Indian or Alaska Native	-
Native Hawaiian or Other Pacific Islander	-
Asian	1
More than one race	-
All operators <sup>2</sup> of Spanish, Hispanic, or Latino Origin	-

(D) Cannot be disclosed. (Z) Less than half of the unit shown. See "Census of Agriculture, Volume 1, Geographic Area Series" for complete footnotes.

<sup>1</sup> Universe is number of counties in state or U.S. with item.

<sup>2</sup> Data were collected for a maximum of three operators per farm.