



# 2002 Census of Agriculture County Profile

## Harrison, Mississippi

### Number of farms

418 farms in 2002, 436 farms in 1997, down 4 percent.

### Land in farms

25,248 acres in 2002, 25,761 acres in 1997, down 2 percent.

### Average size of farm

60 acres in 2002, 59 acres in 1997, up 2 percent.

### Market Value of Production

\$3,336,000 in 2002, \$2,803,000 in 1997, up 19 percent.

Crop sales accounted for \$1,822,000 of the total value in 2002.

Livestock sales accounted for \$1,514,000 of the total value in 2002.

### Market Value of Production, average per farm

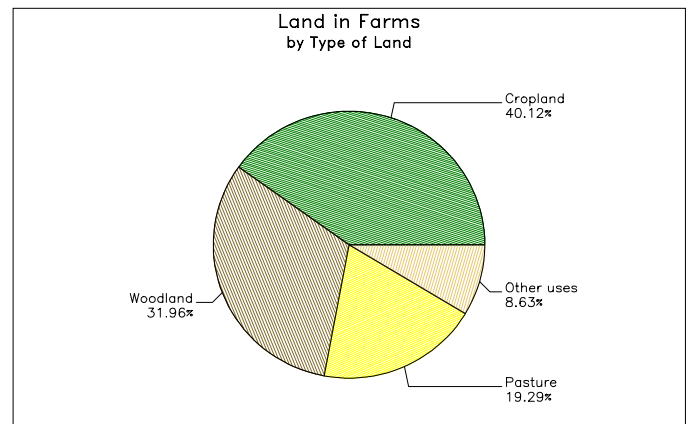
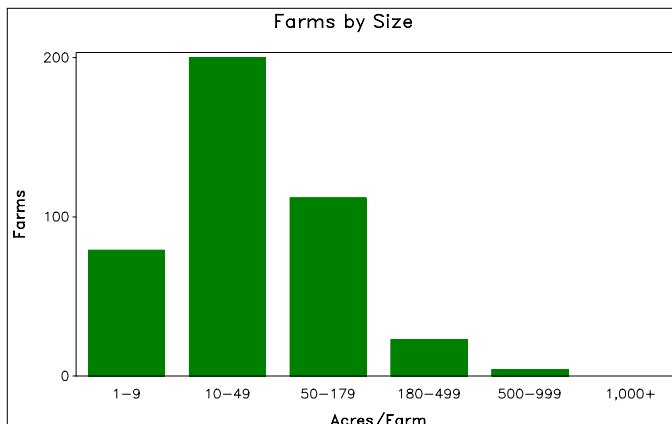
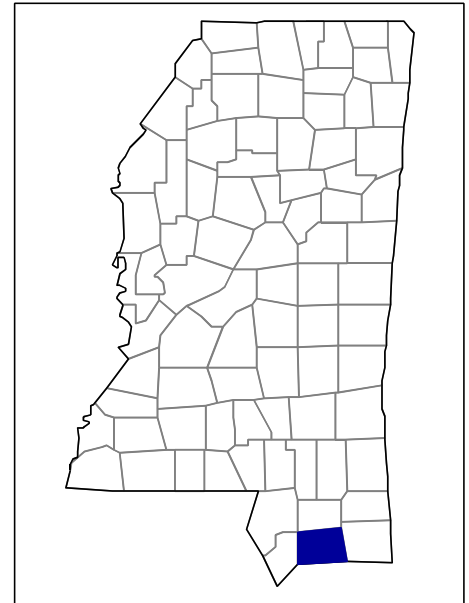
\$7,982 in 2002, \$6,429 in 1997, up 24 percent.

### Government Payments

\$36,000 in 2002, \$37,000 in 1997, down 3 percent.

### Government Payments, average per farm receiving payments

\$2,370 in 2002, \$1,700 in 1997, up 39 percent.



**2002 Census of Agriculture  
County Profile  
United States Department of Agriculture, Mississippi Agricultural Statistics Service**

**Harrison, Mississippi**

**Ranked items among the 82 state counties and 3,078 U.S. counties, 2002**

Item	Quantity	State Rank	Universe <sup>1</sup>	U.S. Rank	Universe <sup>1</sup>
<b>MARKET VALUE OF AGRICULTURAL PRODUCTS SOLD (\$1,000)</b>					
Total value of agricultural products sold	3,336	79	82	2,866	3,075
Value of crops including nursery and greenhouse	1,822	61	82	2,535	3,070
Value of livestock, poultry, and their products	1,514	78	82	2,791	3,070
<b>VALUE OF SALES BY COMMODITY GROUP (\$1,000)</b>					
Grains, oilseeds, dry beans, and dry peas	(D)	(D)	82	(D)	2,871
Tobacco	-	-	4	-	560
Cotton and cottonseed	-	-	61	-	656
Vegetables, melons, potatoes, and sweet potatoes	122	42	77	1,619	2,747
Fruits, tree nuts, and berries	611	6	76	472	2,638
Nursery, greenhouse, floriculture, and sod	859	14	70	1,159	2,708
Cut Christmas trees and short rotation woody crops	(D)	(D)	47	(D)	1,774
Other crops and hay	72	72	82	2,850	3,046
Poultry and eggs	119	45	72	1,275	2,918
Cattle and calves	469	72	81	2,763	3,053
Milk and other dairy products from cows	612	23	62	1,569	2,493
Hogs and pigs	(D)	(D)	78	(D)	2,919
Sheep, goats, and their products	(D)	(D)	77	(D)	2,997
Horses, ponies, mules, burros, and donkeys	261	13	78	852	3,014
Aquaculture	43	30	47	722	1,520
Other animals and other animal products	4	32	61	2,113	2,727
<b>TOP LIVESTOCK INVENTORY ITEMS (number)</b>					
Quail	(D)	2	34	(D)	1,412
Cattle and calves	4,404	71	81	2,578	3,059
Ducks	2,759	2	58	56	2,630
Horses and ponies	1,514	7	82	753	3,065
Pheasants	(D)	1	14	(D)	1,541
<b>TOP CROP ITEMS (acres)</b>					
Forage - land used for all hay and haylage, grass silage, and greenchop	2,077	72	82	2,725	3,059
Pecans	789	5	76	163	1,194
All Field and grass seed crops	96	4	30	562	1,293
All Vegetables harvested	51	41	77	1,573	2,710
Short-rotation woody crops <sup>3</sup>	(D)	(D)	68	(D)	1,262

**Other County Highlights**

Economic Characteristics	Quantity	Operator Characteristics	Quantity
Farms by value of sales		Principal operators by primary occupation:	
Less than \$1,000	154	Farming	197
\$1,000 to \$2,499	114	Other	221
\$2,500 to \$4,999	62	Principal operators by sex:	
\$5,000 to \$9,999	23	Male	337
\$10,000 to \$19,999	31	Female	81
\$20,000 to \$24,999	9	Average age of principal operator (years)	57.0
\$25,000 to \$39,999	6	All operators <sup>2</sup> by race:	
\$40,000 to \$49,999	1	White	558
\$50,000 to \$99,999	12	Black or African American	14
\$100,000 to \$249,999	6	American Indian or Alaska Native	4
\$250,000 to \$499,999	-	Native Hawaiian or Other Pacific Islander	-
\$500,000 or more	-	Asian	-
Total farm production expenses (\$1,000)	4,446	More than one race	2
Average per farm (\$)	10,610	All operators <sup>2</sup> of Spanish, Hispanic, or Latino Origin	1
Net cash farm income of operation (\$1,000)	492		
Average per farm (\$)	1,175		

(D) Cannot be disclosed. (Z) Less than half of the unit shown. See "Census of Agriculture, Volume 1, Geographic Area Series" for complete footnotes.

<sup>1</sup> Universe is number of counties in state or U.S. with item.

<sup>2</sup> Data were collected for a maximum of three operators per farm.

<sup>3</sup> Items with a rank that cannot be disclosed are separated by a blank line, position in table does not indicate rank.