

2002 Census of Agriculture County Profile

Jackson, Mississippi

Number of farms

568 farms in 2002, 489 farms in 1997, up 16 percent.

Land in farms

42,890 acres in 2002, 43,390 acres in 1997, down 1 percent.

Average size of farm

76 acres in 2002, 89 acres in 1997, down 15 percent.

Market Value of Production

\$6,391,000 in 2002, \$5,210,000 in 1997, up 23 percent.

Crop sales accounted for \$3,127,000 of the total value in 2002.

Livestock sales accounted for \$3,264,000 of the total value in 2002.

Market Value of Production, average per farm

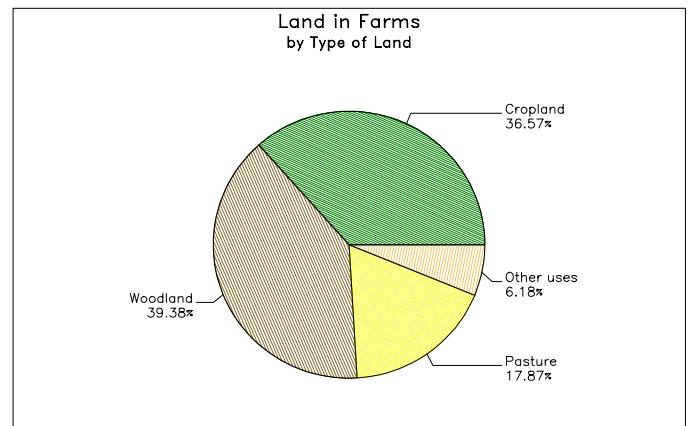
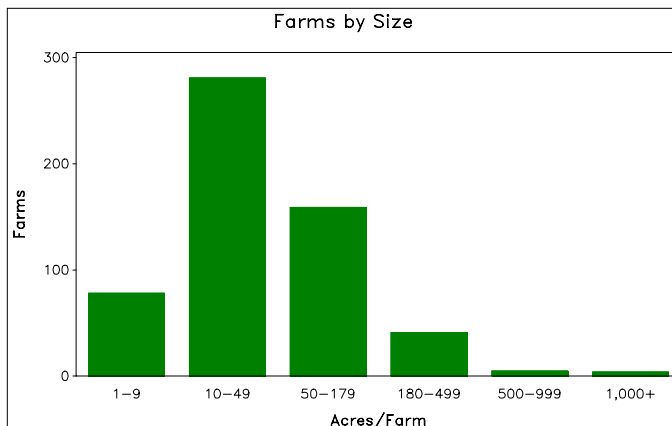
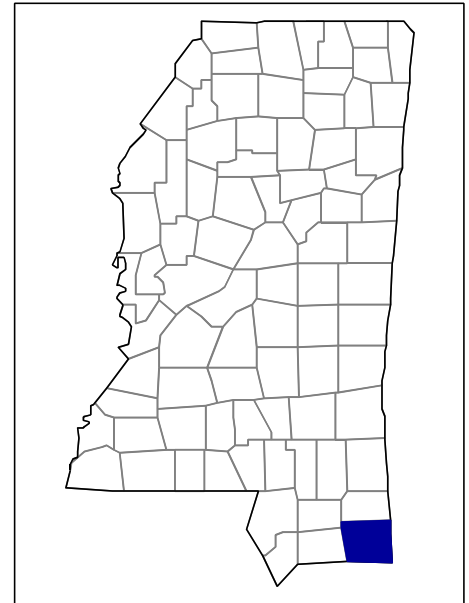
\$11,252 in 2002, \$10,655 in 1997, up 6 percent.

Government Payments

\$262,000 in 2002, \$170,000 in 1997, up 54 percent.

Government Payments, average per farm receiving payments

\$9,032 in 2002, \$6,795 in 1997, up 33 percent.



**2002 Census of Agriculture
County Profile
United States Department of Agriculture, Mississippi Agricultural Statistics Service**

Jackson, Mississippi

Ranked items among the 82 state counties and 3,078 U.S. counties, 2002

Item	Quantity	State Rank	Universe ¹	U.S. Rank	Universe ¹
MARKET VALUE OF AGRICULTURAL PRODUCTS SOLD (\$1,000)					
Total value of agricultural products sold	6,391	73	82	2,689	3,075
Value of crops including nursery and greenhouse	3,127	48	82	2,320	3,070
Value of livestock, poultry, and their products	3,264	63	82	2,545	3,070
VALUE OF SALES BY COMMODITY GROUP (\$1,000)					
Grains, oilseeds, dry beans, and dry peas	(D)	(D)	82	(D)	2,871
Tobacco	-	-	4	-	560
Cotton and cottonseed	372	50	61	453	656
Vegetables, melons, potatoes, and sweet potatoes	(D)	(D)	77	(D)	2,747
Fruits, tree nuts, and berries	670	4	76	445	2,638
Nursery, greenhouse, floriculture, and sod	1,165	10	70	1,030	2,708
Cut Christmas trees and short rotation woody crops	(D)	(D)	47	(D)	1,774
Other crops and hay	673	3	82	1,625	3,046
Poultry and eggs	(D)	(D)	72	(D)	2,918
Cattle and calves	2,303	42	81	2,072	3,053
Milk and other dairy products from cows	-	-	62	-	2,493
Hogs and pigs	3	50	78	2,604	2,919
Sheep, goats, and their products	11	23	77	2,250	2,997
Horses, ponies, mules, burros, and donkeys	329	9	78	659	3,014
Aquaculture	(D)	(D)	47	(D)	1,520
Other animals and other animal products	(D)	(D)	61	(D)	2,727
TOP LIVESTOCK INVENTORY ITEMS (number)					
Cattle and calves	9,726	53	81	2,071	3,059
Layers 20 weeks old and older	2,885	35	77	893	2,983
Colonies of bees	1,254	3	49	387	2,392
Horses and ponies	1,119	21	82	1,128	3,065
Broilers and other meat-type chickens	729	37	63	981	2,599
TOP CROP ITEMS (acres)					
Forage - land used for all hay and haylage, grass silage, and greenchop	4,257	63	82	2,407	3,059
All Cotton	1,760	46	62	439	663
Peanuts	789	3	23	162	398
Pecans	499	9	76	216	1,194
All Wheat for grain ³	(D)	(D)	69	(D)	2,517

Other County Highlights

Economic Characteristics	Quantity	Operator Characteristics	Quantity
Farms by value of sales		Principal operators by primary occupation:	
Less than \$1,000	202	Farming	279
\$1,000 to \$2,499	106	Other	289
\$2,500 to \$4,999	91	Principal operators by sex:	
\$5,000 to \$9,999	76	Male	492
\$10,000 to \$19,999	52	Female	76
\$20,000 to \$24,999	3	Average age of principal operator (years)	55.4
\$25,000 to \$39,999	12	All operators ² by race:	
\$40,000 to \$49,999	7	White	805
\$50,000 to \$99,999	10	Black or African American	33
\$100,000 to \$249,999	5	American Indian or Alaska Native	-
\$250,000 to \$499,999	3	Native Hawaiian or Other Pacific Islander	-
\$500,000 or more	1	Asian	1
Total farm production expenses (\$1,000)	5,471	More than one race	2
Average per farm (\$)	9,616	All operators ² of Spanish, Hispanic, or Latino Origin	22
Net cash farm income of operation (\$1,000)	19		
Average per farm (\$)	33		

(D) Cannot be disclosed. (Z) Less than half of the unit shown. See "Census of Agriculture, Volume 1, Geographic Area Series" for complete footnotes.

¹ Universe is number of counties in state or U.S. with item.

² Data were collected for a maximum of three operators per farm.

³ Items with a rank that cannot be disclosed are separated by a blank line, position in table does not indicate rank.