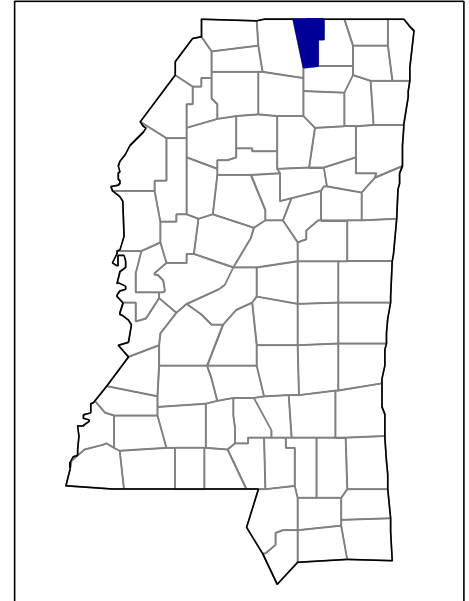


# 2002 Census of Agriculture County Profile

## Benton, Mississippi



### Number of farms

302 farms in 2002, 280 farms in 1997, up 8 percent.

### Land in farms

100,440 acres in 2002, 89,816 acres in 1997, up 12 percent.

### Average size of farm

333 acres in 2002, 321 acres in 1997, up 4 percent.

### Market Value of Production

\$8,628,000 in 2002, \$8,402,000 in 1997, up 3 percent.

Crop sales accounted for \$7,718,000 of the total value in 2002.

Livestock sales accounted for \$910,000 of the total value in 2002.

### Market Value of Production, average per farm

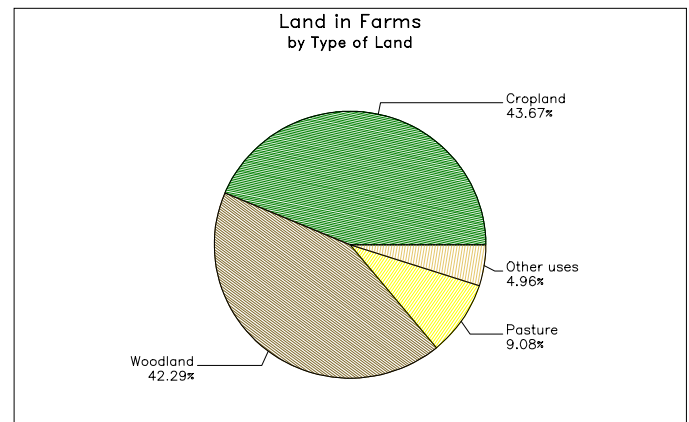
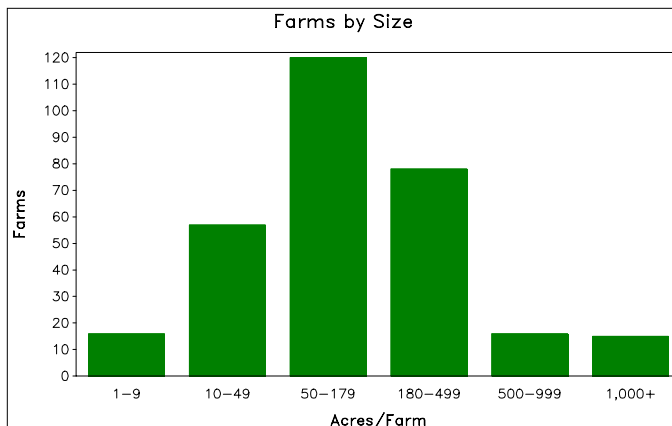
\$28,571 in 2002, \$30,007 in 1997, down 5 percent.

### Government Payments

\$1,185,000 in 2002, \$530,000 in 1997, up 124 percent.

### Government Payments, average per farm receiving payments

\$8,522 in 2002, \$5,141 in 1997, up 66 percent.



**2002 Census of Agriculture  
County Profile  
United States Department of Agriculture, Mississippi Agricultural Statistics Service**

**Benton, Mississippi**

**Ranked items among the 82 state counties and 3,078 U.S. counties, 2002**

Item	Quantity	State Rank	Universe <sup>1</sup>	U.S. Rank	Universe <sup>1</sup>
<b>MARKET VALUE OF AGRICULTURAL PRODUCTS SOLD (\$1,000)</b>					
Total value of agricultural products sold	8,628	65	82	2,572	3,075
Value of crops including nursery and greenhouse	7,718	28	82	1,827	3,070
Value of livestock, poultry, and their products	910	81	82	2,884	3,070
<b>VALUE OF SALES BY COMMODITY GROUP (\$1,000)</b>					
Grains, oilseeds, dry beans, and dry peas	4,460	24	82	1,279	2,871
Tobacco	-	-	4	-	560
Cotton and cottonseed	2,310	28	61	265	656
Vegetables, melons, potatoes, and sweet potatoes	(D)	(D)	77	(D)	2,747
Fruits, tree nuts, and berries	-	-	76	-	2,638
Nursery, greenhouse, floriculture, and sod	(D)	(D)	70	(D)	2,708
Cut Christmas trees and short rotation woody crops	-	-	47	-	1,774
Other crops and hay	180	54	82	2,569	3,046
Poultry and eggs	(D)	(D)	72	(D)	2,918
Cattle and calves	850	69	81	2,613	3,053
Milk and other dairy products from cows	-	-	62	-	2,493
Hogs and pigs	(D)	(D)	78	(D)	2,919
Sheep, goats, and their products	(D)	(D)	77	(D)	2,997
Horses, ponies, mules, burros, and donkeys	43	62	78	2,427	3,014
Aquaculture	-	-	47	-	1,520
Other animals and other animal products	-	-	61	-	2,727
<b>TOP LIVESTOCK INVENTORY ITEMS (number)</b>					
Cattle and calves	13,542	35	81	1,818	3,059
Horses and ponies	487	58	82	2,193	3,065
Sheep and lambs	(D)	12	66	(D)	2,867
Layers 20 weeks old and older	111	70	77	2,684	2,983
All Goats	83	67	77	2,365	2,971
<b>TOP CROP ITEMS (acres)</b>					
Soybeans	16,634	24	67	900	2,076
All Cotton	7,410	28	62	289	663
Corn for grain	5,440	25	82	1,242	2,592
Forage - land used for all hay and haylage, grass silage, and greenchop	4,394	62	82	2,386	3,059
All Wheat for grain	(D)	27	69	(D)	2,517

**Other County Highlights**

Economic Characteristics	Quantity
Farms by value of sales	
Less than \$1,000	147
\$1,000 to \$2,499	33
\$2,500 to \$4,999	39
\$5,000 to \$9,999	28
\$10,000 to \$19,999	12
\$20,000 to \$24,999	3
\$25,000 to \$39,999	6
\$40,000 to \$49,999	6
\$50,000 to \$99,999	15
\$100,000 to \$249,999	4
\$250,000 to \$499,999	5
\$500,000 or more	4
Total farm production expenses (\$1,000)	9,634
Average per farm (\$)	32,007
Net cash farm income of operation (\$1,000)	488
Average per farm (\$)	1,620

Operator Characteristics	Quantity
Principal operators by primary occupation:	
Farming	117
Other	185
Principal operators by sex:	
Male	268
Female	34
Average age of principal operator (years)	59.6
All operators <sup>2</sup> by race:	
White	313
Black or African American	72
American Indian or Alaska Native	1
Native Hawaiian or Other Pacific Islander	-
Asian	-
More than one race	6
All operators <sup>2</sup> of Spanish, Hispanic, or Latino Origin	3

(D) Cannot be disclosed. (Z) Less than half of the unit shown. See "Census of Agriculture, Volume 1, Geographic Area Series" for complete footnotes.

<sup>1</sup> Universe is number of counties in state or U.S. with item.

<sup>2</sup> Data were collected for a maximum of three operators per farm.