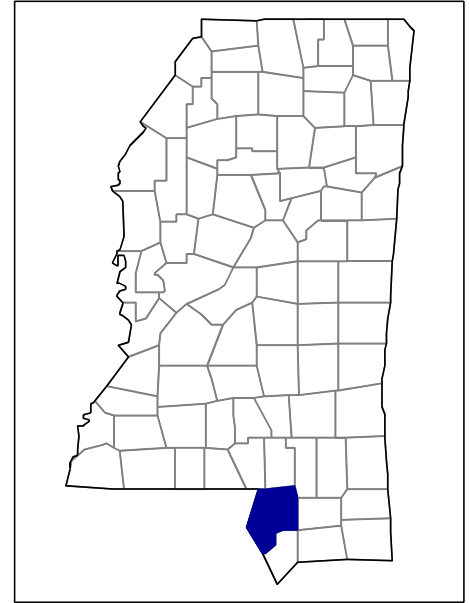




# 2002 Census of Agriculture County Profile

## Pearl River, Mississippi



### Number of farms

881 farms in 2002, 886 farms in 1997, down 1 percent.

### Land in farms

120,135 acres in 2002, 130,344 acres in 1997, down 8 percent.

### Average size of farm

136 acres in 2002, 147 acres in 1997, down 7 percent.

### Market Value of Production

\$11,721,000 in 2002, \$9,397,000 in 1997, up 25 percent.

Crop sales accounted for \$3,328,000 of the total value in 2002.

Livestock sales accounted for \$8,393,000 of the total value in 2002.

### Market Value of Production, average per farm

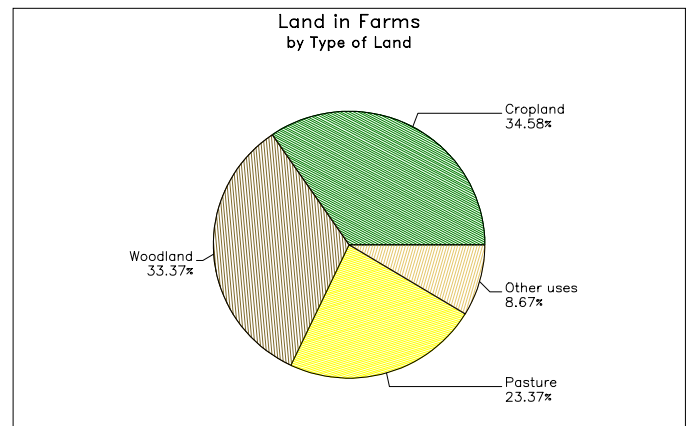
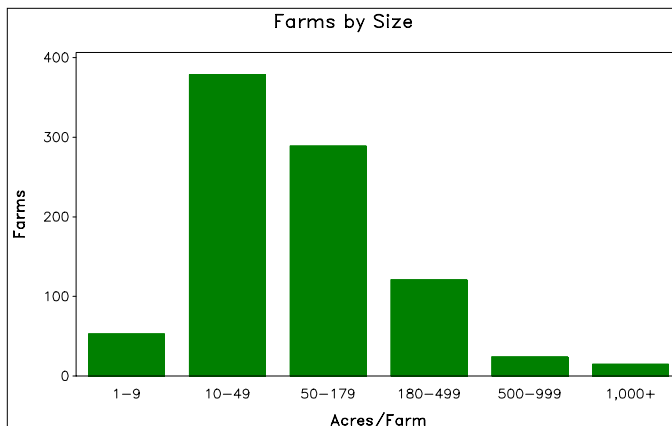
\$13,304 in 2002, \$10,606 in 1997, up 25 percent.

### Government Payments

\$307,000 in 2002, \$475,000 in 1997, down 35 percent.

### Government Payments, average per farm receiving payments

\$3,651 in 2002, \$4,435 in 1997, down 18 percent.



**2002 Census of Agriculture  
County Profile  
United States Department of Agriculture, Mississippi Agricultural Statistics Service**

**Pearl River, Mississippi**

**Ranked items among the 82 state counties and 3,078 U.S. counties, 2002**

Item	Quantity	State Rank	Universe <sup>1</sup>	U.S. Rank	Universe <sup>1</sup>
<b>MARKET VALUE OF AGRICULTURAL PRODUCTS SOLD (\$1,000)</b>					
Total value of agricultural products sold	11,721	56	82	2,430	3,075
Value of crops including nursery and greenhouse	3,328	45	82	2,295	3,070
Value of livestock, poultry, and their products	8,393	41	82	2,006	3,070
<b>VALUE OF SALES BY COMMODITY GROUP (\$1,000)</b>					
Grains, oilseeds, dry beans, and dry peas	141	58	82	2,303	2,871
Tobacco	-	-	4	-	560
Cotton and cottonseed	-	-	61	-	656
Vegetables, melons, potatoes, and sweet potatoes	88	51	77	1,776	2,747
Fruits, tree nuts, and berries	447	12	76	570	2,638
Nursery, greenhouse, floriculture, and sod	2,181	5	70	765	2,708
Cut Christmas trees and short rotation woody crops	157	12	47	319	1,774
Other crops and hay	314	34	82	2,275	3,046
Poultry and eggs	96	46	72	1,327	2,918
Cattle and calves	6,225	6	81	1,351	3,053
Milk and other dairy products from cows	1,362	14	62	1,215	2,493
Hogs and pigs	5	45	78	2,536	2,919
Sheep, goats, and their products	41	1	77	1,403	2,997
Horses, ponies, mules, burros, and donkeys	463	4	78	426	3,014
Aquaculture	195	24	47	448	1,520
Other animals and other animal products	7	25	61	1,961	2,727
<b>TOP LIVESTOCK INVENTORY ITEMS (number)</b>					
Cattle and calves	25,544	6	81	1,212	3,059
Layers 20 weeks old and older	2,463	36	77	933	2,983
Horses and ponies	2,327	2	82	367	3,065
All Goats	767	10	77	666	2,971
Quail	(D)	18	34	(D)	1,412
<b>TOP CROP ITEMS (acres)</b>					
Forage - land used for all hay and haylage, grass silage, and greenchop	8,454	40	82	1,928	3,059
Pecans	1,568	1	76	97	1,194
Corn for grain	613	54	82	1,922	2,592
Sod harvested	604	2	26	167	740
Short-rotation woody crops	350	34	68	185	1,262

**Other County Highlights**

Economic Characteristics	Quantity	Operator Characteristics	Quantity
Farms by value of sales		Principal operators by primary occupation:	
Less than \$1,000	356	Farming	396
\$1,000 to \$2,499	144	Other	485
\$2,500 to \$4,999	116		
\$5,000 to \$9,999	101	Principal operators by sex:	
\$10,000 to \$19,999	68	Male	724
\$20,000 to \$24,999	15	Female	157
\$25,000 to \$39,999	28		
\$40,000 to \$49,999	5	Average age of principal operator (years)	56.1
\$50,000 to \$99,999	24		
\$100,000 to \$249,999	21	All operators <sup>2</sup> by race:	
\$250,000 to \$499,999	-	White	1,257
\$500,000 or more	3	Black or African American	21
Total farm production expenses (\$1,000)	9,268	American Indian or Alaska Native	17
Average per farm (\$)	10,543	Native Hawaiian or Other Pacific Islander	-
		Asian	3
Net cash farm income of operation (\$1,000)	2,626	More than one race	6
Average per farm (\$)	2,987	All operators <sup>2</sup> of Spanish, Hispanic, or Latino Origin	23

(D) Cannot be disclosed. (Z) Less than half of the unit shown. See "Census of Agriculture, Volume 1, Geographic Area Series" for complete footnotes.

<sup>1</sup> Universe is number of counties in state or U.S. with item.

<sup>2</sup> Data were collected for a maximum of three operators per farm.