



2002 Census of Agriculture County Profile

Stone, Mississippi

Number of farms

330 farms in 2002, 300 farms in 1997, up 10 percent.

Land in farms

57,257 acres in 2002, 50,862 acres in 1997, up 13 percent.

Average size of farm

174 acres in 2002, 170 acres in 1997, up 2 percent.

Market Value of Production

\$6,959,000 in 2002, \$4,468,000 in 1997, up 56 percent.

Crop sales accounted for \$3,172,000 of the total value in 2002.

Livestock sales accounted for \$3,787,000 of the total value in 2002.

Market Value of Production, average per farm

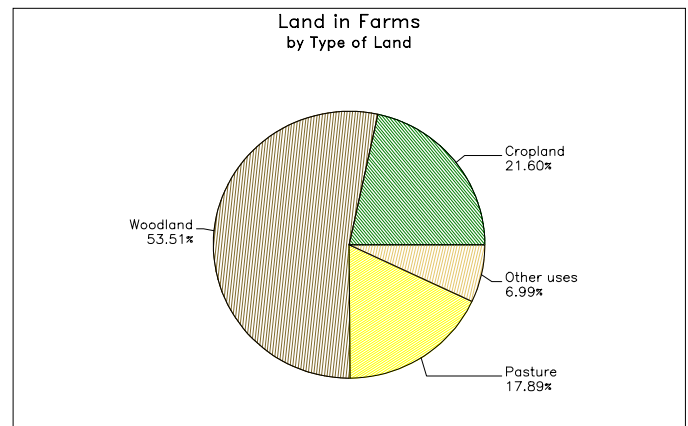
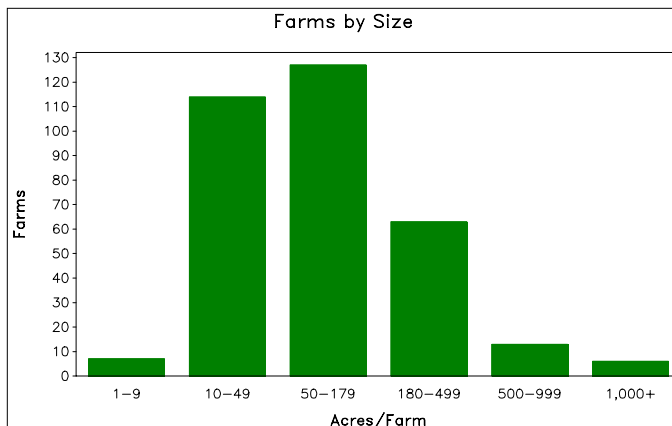
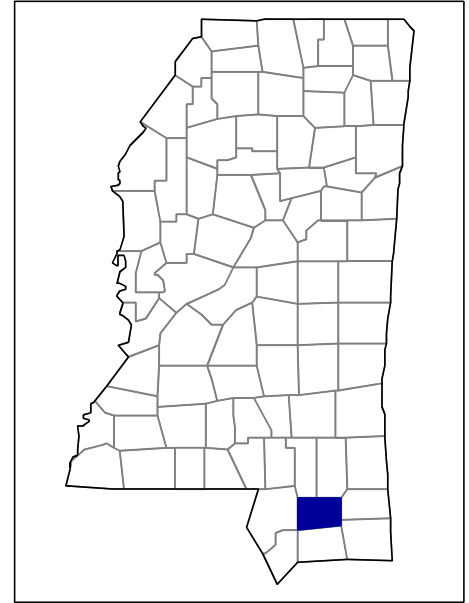
\$21,089 in 2002, \$14,893 in 1997, up 42 percent.

Government Payments

\$65,000 in 2002, \$88,000 in 1997, down 26 percent.

Government Payments, average per farm receiving payments

\$2,237 in 2002, \$3,399 in 1997, down 34 percent.



**2002 Census of Agriculture
County Profile
United States Department of Agriculture, Mississippi Agricultural Statistics Service**

Stone, Mississippi

Ranked items among the 82 state counties and 3,078 U.S. counties, 2002

Item	Quantity	State Rank	Universe ¹	U.S. Rank	Universe ¹
MARKET VALUE OF AGRICULTURAL PRODUCTS SOLD (\$1,000)					
Total value of agricultural products sold	6,959	70	82	2,656	3,075
Value of crops including nursery and greenhouse	3,172	47	82	2,316	3,070
Value of livestock, poultry, and their products	3,787	60	82	2,477	3,070
VALUE OF SALES BY COMMODITY GROUP (\$1,000)					
Grains, oilseeds, dry beans, and dry peas	(D)	(D)	82	(D)	2,871
Tobacco	-	-	4	-	560
Cotton and cottonseed	-	-	61	-	656
Vegetables, melons, potatoes, and sweet potatoes	481	16	77	1,013	2,747
Fruits, tree nuts, and berries	(D)	(D)	76	(D)	2,638
Nursery, greenhouse, floriculture, and sod	(D)	(D)	70	(D)	2,708
Cut Christmas trees and short rotation woody crops	-	-	47	-	1,774
Other crops and hay	122	63	82	2,719	3,046
Poultry and eggs	1,411	36	72	898	2,918
Cattle and calves	1,784	54	81	2,239	3,053
Milk and other dairy products from cows	201	41	62	1,985	2,493
Hogs and pigs	4	47	78	2,566	2,919
Sheep, goats, and their products	28	6	77	1,672	2,997
Horses, ponies, mules, burros, and donkeys	197	20	78	1,125	3,014
Aquaculture	91	27	47	598	1,520
Other animals and other animal products	71	9	61	1,002	2,727
TOP LIVESTOCK INVENTORY ITEMS (number)					
Broilers and other meat-type chickens	164,160	32	63	497	2,599
Cattle and calves	8,451	57	81	2,191	3,059
Horses and ponies	1,067	25	82	1,192	3,065
All Goats	605	12	77	850	2,971
Rabbits ³	(D)	(D)	31	(D)	1,966
TOP CROP ITEMS (acres)					
Forage - land used for all hay and haylage, grass silage, and greenchop	3,605	65	82	2,502	3,059
Pecans	301	14	76	274	1,194
All Vegetables harvested	261	15	77	850	2,710
Watermelons	193	8	61	172	1,753
Short-rotation woody crops	180	38	68	299	1,262

Other County Highlights

Economic Characteristics	Quantity	Operator Characteristics	Quantity
Farms by value of sales		Principal operators by primary occupation:	
Less than \$1,000	129	Farming	149
\$1,000 to \$2,499	37	Other	181
\$2,500 to \$4,999	34	Principal operators by sex:	
\$5,000 to \$9,999	43	Male	294
\$10,000 to \$19,999	39	Female	36
\$20,000 to \$24,999	9	Average age of principal operator (years)	55.5
\$25,000 to \$39,999	11	All operators ² by race:	
\$40,000 to \$49,999	12	White	436
\$50,000 to \$99,999	5	Black or African American	12
\$100,000 to \$249,999	5	American Indian or Alaska Native	1
\$250,000 to \$499,999	5	Native Hawaiian or Other Pacific Islander	-
\$500,000 or more	1	Asian	-
Total farm production expenses (\$1,000)	7,604	More than one race	-
Average per farm (\$)	23,044	All operators ² of Spanish, Hispanic, or Latino Origin	10
Net cash farm income of operation (\$1,000)	-49		
Average per farm (\$)	-149		

(D) Cannot be disclosed. (Z) Less than half of the unit shown. See "Census of Agriculture, Volume 1, Geographic Area Series" for complete footnotes.

¹ Universe is number of counties in state or U.S. with item.

² Data were collected for a maximum of three operators per farm.

³ Items with a rank that cannot be disclosed are separated by a blank line, position in table does not indicate rank.