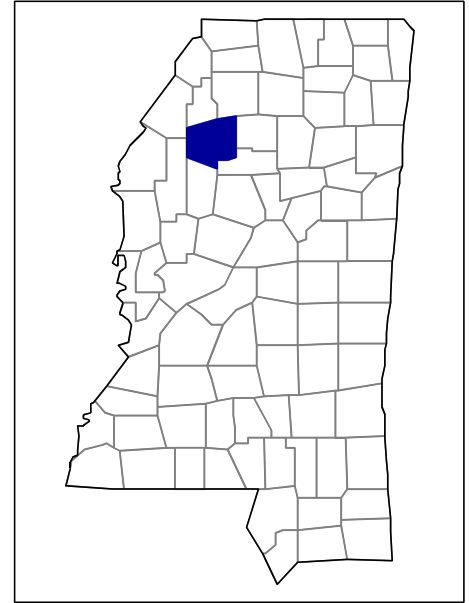


# 2002 Census of Agriculture County Profile

## Tallahatchie, Mississippi



### Number of farms

417 farms in 2002, 424 farms in 1997, down 2 percent.

### Land in farms

293,059 acres in 2002, 312,766 acres in 1997, down 6 percent.

### Average size of farm

703 acres in 2002, 738 acres in 1997, down 5 percent.

### Market Value of Production

\$45,142,000 in 2002, \$86,607,000 in 1997, down 48 percent.

Crop sales accounted for \$42,867,000 of the total value in 2002.

Livestock sales accounted for \$2,275,000 of the total value in 2002.

### Market Value of Production, average per farm

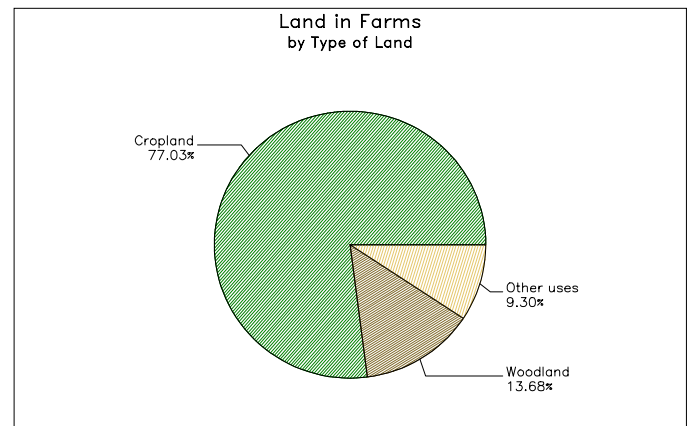
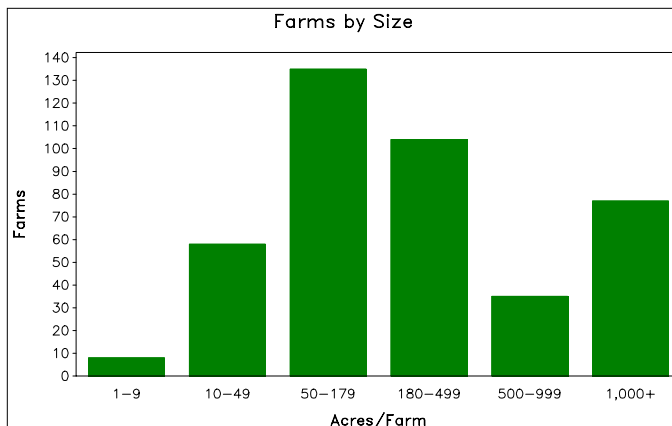
\$108,254 in 2002, \$204,262 in 1997, down 47 percent.

### Government Payments

\$7,547,000 in 2002, \$3,414,000 in 1997, up 121 percent.

### Government Payments, average per farm receiving payments

\$31,187 in 2002, \$14,909 in 1997, up 109 percent.



**2002 Census of Agriculture  
County Profile  
United States Department of Agriculture, Mississippi Agricultural Statistics Service**

**Tallahatchie, Mississippi**

**Ranked items among the 82 state counties and 3,078 U.S. counties, 2002**

Item	Quantity	State Rank	Universe <sup>1</sup>	U.S. Rank	Universe <sup>1</sup>
<b>MARKET VALUE OF AGRICULTURAL PRODUCTS SOLD (\$1,000)</b>					
Total value of agricultural products sold	45,142	24	82	1,282	3,075
Value of crops including nursery and greenhouse	42,867	8	82	572	3,070
Value of livestock, poultry, and their products	2,275	70	82	2,668	3,070
<b>VALUE OF SALES BY COMMODITY GROUP (\$1,000)</b>					
Grains, oilseeds, dry beans, and dry peas	24,719	6	82	574	2,871
Tobacco	(D)	(D)	4	(D)	560
Cotton and cottonseed	17,615	11	61	54	656
Vegetables, melons, potatoes, and sweet potatoes	140	38	77	1,541	2,747
Fruits, tree nuts, and berries	(D)	(D)	76	(D)	2,638
Nursery, greenhouse, floriculture, and sod	-	-	70	-	2,708
Cut Christmas trees and short rotation woody crops	-	-	47	-	1,774
Other crops and hay	148	58	82	2,661	3,046
Poultry and eggs	(Z)	72	72	2,892	2,918
Cattle and calves	1,503	57	81	2,347	3,053
Milk and other dairy products from cows	(D)	(D)	62	(D)	2,493
Hogs and pigs	-	-	78	-	2,919
Sheep, goats, and their products	3	56	77	2,749	2,997
Horses, ponies, mules, burros, and donkeys	(D)	(D)	78	(D)	3,014
Aquaculture	(D)	(D)	47	(D)	1,520
Other animals and other animal products	(D)	(D)	61	(D)	2,727
<b>TOP LIVESTOCK INVENTORY ITEMS (number)</b>					
Cattle and calves	5,682	68	81	2,457	3,059
Colonies of bees	(D)	1	49	(D)	2,392
Horses and ponies	427	64	82	2,313	3,065
All Goats	253	39	77	1,634	2,971
Layers 20 weeks old and older	30	76	77	2,904	2,983
<b>TOP CROP ITEMS (acres)</b>					
Soybeans	77,036	5	67	386	2,076
All Cotton	49,161	10	62	74	663
Corn for grain	25,269	5	82	725	2,592
Rice	11,223	7	25	62	150
All Wheat for grain	9,843	5	69	651	2,517

**Other County Highlights**

Economic Characteristics	Quantity
Farms by value of sales	
Less than \$1,000	167
\$1,000 to \$2,499	26
\$2,500 to \$4,999	35
\$5,000 to \$9,999	38
\$10,000 to \$19,999	24
\$20,000 to \$24,999	5
\$25,000 to \$39,999	17
\$40,000 to \$49,999	4
\$50,000 to \$99,999	16
\$100,000 to \$249,999	40
\$250,000 to \$499,999	19
\$500,000 or more	26
Total farm production expenses (\$1,000)	50,175
Average per farm (\$)	121,194
Net cash farm income of operation (\$1,000)	6,099
Average per farm (\$)	14,732

Operator Characteristics	Quantity
Principal operators by primary occupation:	
Farming	213
Other	204
Principal operators by sex:	
Male	372
Female	45
Average age of principal operator (years)	56.8
All operators <sup>2</sup> by race:	
White	534
Black or African American	27
American Indian or Alaska Native	-
Native Hawaiian or Other Pacific Islander	-
Asian	-
More than one race	-
All operators <sup>2</sup> of Spanish, Hispanic, or Latino Origin	8

(D) Cannot be disclosed. (Z) Less than half of the unit shown. See "Census of Agriculture, Volume 1, Geographic Area Series" for complete footnotes.

<sup>1</sup> Universe is number of counties in state or U.S. with item.

<sup>2</sup> Data were collected for a maximum of three operators per farm.