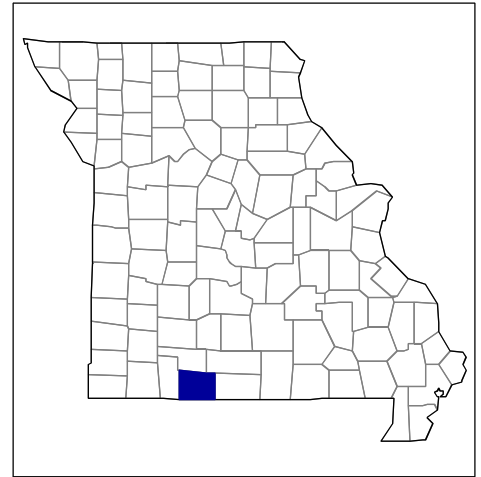




2002 Census of Agriculture County Profile

Taney, Missouri



Number of farms

512 farms in 2002, 526 farms in 1997, down 3 percent.

Land in farms

154,063 acres in 2002, 170,704 acres in 1997, down 10 percent.

Average size of farm

301 acres in 2002, 325 acres in 1997, down 7 percent.

Market Value of Production

\$10,182,000 in 2002, \$10,182,000 in 1997, unchanged.

Crop sales accounted for \$615,000 of the total value in 2002.

Livestock sales accounted for \$9,567,000 of the total value in 2002.

Market Value of Production, average per farm

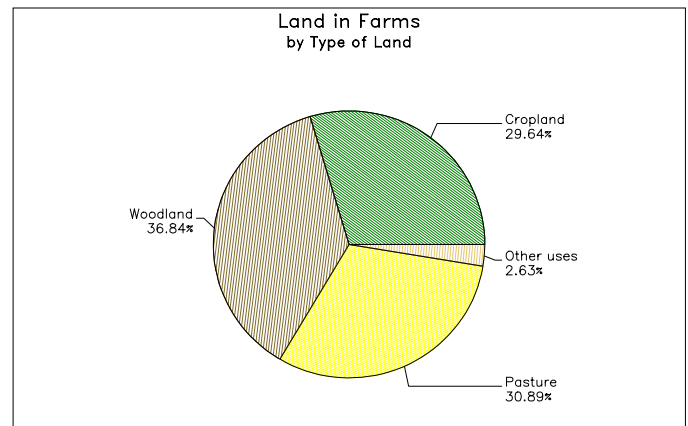
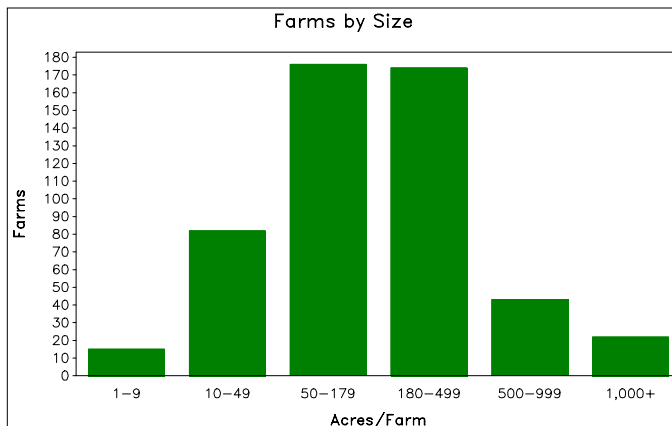
\$19,887 in 2002, \$19,357 in 1997, up 3 percent.

Government Payments

\$239,000 in 2002, \$21,000 in 1997, up 1,038 percent.

Government Payments, average per farm receiving payments

\$2,010 in 2002, \$1,510 in 1997, up 33 percent.



**2002 Census of Agriculture
County Profile
United States Department of Agriculture, Missouri Agricultural Statistics Service**

Taney, Missouri

Ranked items among the 114 state counties and 3,078 U.S. counties, 2002

Item	Quantity	State Rank	Universe ¹	U.S. Rank	Universe ¹
MARKET VALUE OF AGRICULTURAL PRODUCTS SOLD (\$1,000)					
Total value of agricultural products sold	10,182	105	114	2,498	3,075
Value of crops including nursery and greenhouse	615	110	114	2,863	3,070
Value of livestock, poultry, and their products	9,567	84	114	1,917	3,070
VALUE OF SALES BY COMMODITY GROUP (\$1,000)					
Grains, oilseeds, dry beans, and dry peas	(D)	(D)	112	(D)	2,871
Tobacco	(D)	(D)	20	(D)	560
Cotton and cottonseed	(D)	(D)	8	(D)	656
Vegetables, melons, potatoes, and sweet potatoes	(D)	(D)	104	(D)	2,747
Fruits, tree nuts, and berries	(D)	(D)	105	(D)	2,638
Nursery, greenhouse, floriculture, and sod	161	59	108	1,913	2,708
Cut Christmas trees and short rotation woody crops	-	-	61	-	1,774
Other crops and hay	(D)	(D)	114	(D)	3,046
Poultry and eggs	10	76	114	1,998	2,918
Cattle and calves	5,405	88	114	1,459	3,053
Milk and other dairy products from cows	(D)	(D)	109	(D)	2,493
Hogs and pigs	39	97	112	1,779	2,919
Sheep, goats, and their products	1	109	113	2,872	2,997
Horses, ponies, mules, burros, and donkeys	142	66	113	1,440	3,014
Aquaculture	(D)	(D)	46	(D)	1,520
Other animals and other animal products	4	84	107	2,154	2,727
TOP LIVESTOCK INVENTORY ITEMS (number)					
Cattle and calves	22,994	84	114	1,310	3,059
Horses and ponies	1,009	61	114	1,274	3,065
Layers 20 weeks old and older	651	83	113	1,705	2,983
Hogs and pigs	241	101	112	1,938	2,926
Deer	(D)	7	50	(D)	1,080
TOP CROP ITEMS (acres)					
Forage - land used for all hay and haylage, grass silage, and greenchop	15,239	99	114	1,358	3,059
All Field and grass seed crops	350	70	108	276	1,293
All Wheat for grain	190	99	111	2,049	2,517
Corn for grain	(D)	102	107	(D)	2,592
Soybeans ³	(D)	(D)	103	(D)	2,076

Other County Highlights

Economic Characteristics	Quantity	Operator Characteristics	Quantity
Farms by value of sales		Principal operators by primary occupation:	
Less than \$1,000	124	Farming	294
\$1,000 to \$2,499	70	Other	218
\$2,500 to \$4,999	70		
\$5,000 to \$9,999	99	Principal operators by sex:	
\$10,000 to \$19,999	65	Male	458
\$20,000 to \$24,999	18	Female	54
\$25,000 to \$39,999	18		
\$40,000 to \$49,999	14	Average age of principal operator (years)	57.4
\$50,000 to \$99,999	21		
\$100,000 to \$249,999	6	All operators ² by race:	
\$250,000 to \$499,999	6	White	780
\$500,000 or more	1	Black or African American	2
Total farm production expenses (\$1,000)	9,852	American Indian or Alaska Native	-
Average per farm (\$)	19,168	Native Hawaiian or Other Pacific Islander	-
		Asian	-
Net cash farm income of operation (\$1,000)	2,769	More than one race	3
Average per farm (\$)	5,387	All operators ² of Spanish, Hispanic, or Latino Origin	5

(D) Cannot be disclosed. (Z) Less than half of the unit shown. See "Census of Agriculture, Volume 1, Geographic Area Series" for complete footnotes.

¹ Universe is number of counties in state or U.S. with item.

² Data were collected for a maximum of three operators per farm.

³ Items with a rank that cannot be disclosed are separated by a blank line, position in table does not indicate rank.